

## DETAILED ANNUAL OPERATIONAL PLAN BUDGET 2026/27 BY DIRECTORATE

	CASH EXPENSES FOR EACH COST CENTRE				SOURCE OF FUNDING FOR EXPENSES				NON-CASH ACCRUAL EXPENSES	
	Operating Expenses	Overheads & Cost Distribution	Capital Expenditure	Non-Operating Cash	Direct Operating Income	Capital Income	Other Specific Funding	General Revenue Required	Asset Depreciation and Remediation	Leave Accrual
<b>REGIONAL SERVICES</b>										
<b>Director &amp; Business Support</b>										
Administration and overheads	594,672	(594,672)	0	0	0	0	0	(15,962)	0	15,962
<b>Airport &amp; Aviation Development</b>										
Aviation Precinct	6,441,671	663,878	1,343,065	218,429	(6,125,553)	(147,350)	124,442	0	2,491,318	27,264
International Flight Training Tamworth	2,575,117	290,376	3,787,034	434,187	(2,591,916)	(2,854,218)	(1,636,203)	0	0	4,377
<b>Plant, Fleet &amp; Buildings</b>										
Council Properties	2,323,753	247,944	1,850,000	191,565	(1,152,572)	0	(1,729,542)	763,443	960,936	6,769
Fleet Services	(3,425,816)	1,120,283	5,252,404	0	(217,765)	0	957,667	(596,060)	4,230,625	52,208
Services Centre	827,527	(640,683)	0	0	0	0	(187,417)	(251,931)	251,358	0
Warehouse Operations	475,110	(471,616)	0	0	(5,160)	0	0	(8,931)	0	7,265
WHS Business Partner	2,500	18,248	0	0	0	0	0	20,748	0	0
<b>Sports &amp; Recreation</b>										
Street cleaning	137,789	0	0	0	0	0	0	137,789	0	0
Public Cemeteries	700,890	0	0	65,814	(512,208)	0	0	170,289	84,207	0
Public conveniences	189,957	0	0	99,282	0	0	(50,000)	239,239	0	0
Community Centres & Halls	38,232	0	0	0	0	0	0	21,333	16,899	0
Sporting grounds & venues	4,981,646	(118,722)	52,833	301,641	(802,987)	0	(69,635)	2,625,061	1,717,350	2,365
Swimming pools	3,301,751	457,527	148,183	33,299	(473,704)	0	(148,183)	2,301,845	1,002,360	14,668
Parks & Gardens (Lakes)	7,033,446	1,462,033	200,041	0	(90,088)	0	(228,530)	6,929,740	1,404,983	42,179
Other Sport & Recreation	31,365	0	0	0	0	0	0	31,365	0	0
Other economic affairs	0	0	0	0	(960)	0	0	(960)	0	0

	CASH EXPENSES FOR EACH COST CENTRE				SOURCE OF FUNDING FOR EXPENSES				NON-CASH ACCRUAL EXPENSES	
	Operating Expenses	Overheads & Cost Distribution	Capital Expenditure	Non-Operating Cash	Direct Operating Income	Capital Income	Other Specific Funding	General Revenue Required	Asset Depreciation and Remediation	Leave Accrual
Street and Road side Maintenance	1,256,883	0	0	0	0	0	0	1,256,883	0	0
<b>Roads &amp; Drainage Overheads</b>										
Administration and overheads	7,206,928	3,384,022	0	0	(173,472)	0	0	10,373,822	0	43,656
Oncosts to Divisions	(10,417,478)	0	0	0	0	0	0	(10,417,478)	0	0
<b>Roads &amp; Drainage Operations</b>										
Assets	(17,701)	32,833	0	0	(15,132)	0	0	(13,121)	0	13,121
Survey & Design	(248,908)	261,741	0	0	(72,833)	0	0	(71,823)	0	11,823
Civil Construction - Governance	96,976	(102,338)	0	0	0	0	0	(5,362)	0	0
Civil - Operations	105,746	(105,746)	0	0	0	0	0	0	0	0
Transport Operations - Governance	127,109	(134,137)	0	0	0	0	0	(7,028)	0	0
Transport - Finance Expenses	18,990,237	0	0	397,789	0	0	0	424,396	18,963,630	0
Asset Renewal - Local Roads & Drainage	0	0	14,925,997	0	0	0	(14,925,997)	0	0	0
Classified Roads	922,617	0	1,355,383	0	(2,643,650)	0	365,650	0	0	0
Drainage & Flood Mitigation	5,584,792	0	0	144,645	(765,282)	0	757,842	1,463,731	4,258,266	0
Local Roads Maintenance	17,955,131	0	0	0	(292,524)	0	(8,485,779)	9,176,828	0	0
Private Works - Infrastructure & Projects	14,236	0	0	0	(14,236)	0	0	0	0	0
Quarries & Gravel Pits	(108,976)	0	0	0	0	0	0	(150,000)	41,024	0
RMCC Ordered Works	5,000,000	0	0	0	(5,000,000)	0	0	0	0	0
RMCC Routine Works	815,416	0	0	0	(815,416)	0	0	0	0	0
Roads to Recovery Income	0	0	0	0	(5,014,601)	0	5,014,601	0	0	0
Rural Fire service	2,130,539	7,507	100,000	0	(351,966)	0	(100,000)	1,728,777	57,303	0
State Emergency Services	316,754	2,315	0	0	0	0	0	295,495	23,574	0
Traffic Facilities	122,843	0	150,000	0	(7,500)	0	(163,178)	34,714	67,451	0
Infrastructure Projects	1,312,420	0	49,287,000	(11,932,301)	(1,312,420)	(22,966,543)	(13,214,125)	1,174,031	0	0
SDA - Transport	(450,000)	0	0	0	0	0	360,000	(90,000)	0	0

	CASH EXPENSES FOR EACH COST CENTRE				SOURCE OF FUNDING FOR EXPENSES				NON-CASH ACCRUAL EXPENSES	
	Operating Expenses	Overheads & Cost Distribution	Capital Expenditure	Non-Operating Cash	Direct Operating Income	Capital Income	Other Specific Funding	General Revenue Required	Asset Depreciation and Remediation	Leave Accrual
Tamworth Global Gateway Park	332,599	0	0	(332,524)	0	0	(75)	0	0	0
Traffic Facilities	0	0	4,483,172	0	0	(3,885,837)	(597,335)	0	0	0
Governance - Project Planning & Delivery	64,655	(68,229)	0	0	0	0	0	(3,574)	0	0
Strategy, Assets & Design - Governance	111,027	(117,166)	0	0	0	0	0	(6,139)	0	0
Car Parking	639,249	176,574	0	0	(791,339)	0	44,765	0	69,249	0
<b>CREATIVE COMMUNITIES &amp; EXPERIENCES</b>										
<b>Director &amp; Business Support</b>										
Administration and overheads	513,765	(513,765)	0	0	0	0	0	(10,406)	0	10,406
Art Gallery	1,169,477	227,577	54,250	0	(208,038)	0	(3,000)	1,214,288	8,299	17,679
Museums	557,064	27,039	5,000	0	(123,617)	0	(5,000)	459,366	1,120	0
Destination Development	1,228,025	233,512	0	0	(458,775)	0	0	989,794	2,923	10,045
<b>Communications</b>										
Communications	1,983,173	(23,418)	0	0	(120,593)	0	0	1,815,259	0	23,903
<b>Events</b>										
Administration and overheads	1,060,517	329,218	0	0	(4,836)	0	0	1,365,871	0	19,028
Tamworth Country Music Festival	3,524,382	0	0	0	(2,722,131)	0	0	802,251	0	0
Other Community Events	400,517	0	0	0	(137,601)	0	0	262,916	0	0
<b>Entertainment Venues</b>										
Entertainment Venues Management	237,026	0	0	0	(314,691)	0	8,291	(69,374)	0	0
Capitol Theatre	2,178,827	287,024	174,847	0	(752,133)	0	(142,420)	1,701,820	24,750	19,575
Community Centre	271,462	52,068	25,000	0	(80,557)	0	(24,679)	196,633	44,778	1,883
Lands Building	(107,055)	2,537	0	0	(5,160)	0	0	(109,678)	0	0
Tamworth Town Hall	475,313	20,032	52,500	0	(241,547)	0	(27,139)	171,530	107,629	0
TRECC	1,577,140	103,323	12,500	0	(639,853)	0	121,621	849,463	315,490	9,778

	CASH EXPENSES FOR EACH COST CENTRE				SOURCE OF FUNDING FOR EXPENSES				NON-CASH ACCRUAL EXPENSES	
	Operating Expenses	Overheads & Cost Distribution	Capital Expenditure	Non-Operating Cash	Direct Operating Income	Capital Income	Other Specific Funding	General Revenue Required	Asset Depreciation and Remediation	Leave Accrual
<b>AELEC Precinct</b>										
AELEC Precinct	5,016,418	436,253	191,224	788,134	(2,324,761)	0	(221,224)	2,890,085	972,514	23,445
<b>LIVEABLE COMMUNITIES</b>										
<b>Director &amp; Business Support</b>										
Administration and overheads	916,491	(754,615)	0	0	(4,056)	0	0	146,067	0	11,753
Customer Services	1,618,971	(1,537,239)	0	0	(81,732)	0	0	(29,969)	0	29,969
Companion Animals	678,408	0	0	0	(148,905)	0	0	515,620	8,045	5,838
<b>Community Safety and Wellbeing</b>										
Administration and overheads	1,271,894	761,716	0	0	(468,667)	0	(5,410)	1,529,181	0	30,352
Community Programs	0	94	0	0	0	0	0	94	0	0
Cultural Development	285,653	35,446	0	0	0	0	0	317,342	0	3,757
Outside School Hours Care (OSHC)	775,008	310,968	0	0	(1,074,471)	0	(600)	0	0	10,905
Youth Service Management	164,170	(164,170)	0	0	0	0	0	(5,673)	0	5,673
Youth Services	607,918	158,410	0	0	(28,020)	0	0	736,517	0	1,791
Biosecurity	285,060	189,664	0	0	(114,860)	0	0	357,820	0	2,044
Crime Prevention/CCTV	50,800	0	0	0	0	0	0	50,800	0	0
Ranger Services	425,494	0	0	0	(7,330)	0	0	418,164	0	0
<b>Development/Development Engineering</b>										
Development	4,096,390	654,671	0	0	(1,849,884)	0	(16,320)	2,814,163	0	70,694
Development Engineering	1,259,320	(762,121)	0	0	(319,954)	0	0	155,789	0	21,456
<b>Future Communities</b>										
Future Communities	1,063,059	158,190	0	115,119	(3,146,531)	(7,130,500)	10,246,519	1,291,669	0	14,187
Place Management	734,363	245,405	50,000	0	(4,230)	0	(50,000)	966,354	0	9,184


	CASH EXPENSES FOR EACH COST CENTRE				SOURCE OF FUNDING FOR EXPENSES				NON-CASH ACCRUAL EXPENSES	
	Operating Expenses	Overheads & Cost Distribution	Capital Expenditure	Non-Operating Cash	Direct Operating Income	Capital Income	Other Specific Funding	General Revenue Required	Asset Depreciation and Remediation	Leave Accrual
<b>Learning Communities</b>										
Central Northern Regional Library	1,819,707	120,640	367,705	0	(1,785,157)	0	(127,304)	0	375,109	20,482
Tamworth Regional Libraries	2,676,094	394,268	0	0	(300,855)	0	(972)	2,750,581	2,754	15,200
<b>GOVERNANCE AND CORPORATE SUPPORT</b>										
Civic Councillors & Mayor	780,179	163,168	0	0	0	0	0	888,350	54,997	0
Corporate Governance	117,300	3,814,394	0	0	0	0	0	3,931,694	0	0
Office of the General Manager	1,108,377	73,658	0	0	(43,908)	0	0	1,113,711	0	24,416
Directorate Mgmt Strategy & Performance	848,893	(102,887)	0	0	(30,014)	0	0	703,804	0	12,188
DigiTech	9,838,770	(9,103,610)	2,149,268	(1,212,478)	(38,549)	0	(342,000)	1,129,839	89,889	71,673
Economic Activation & Analysis	1,197,988	154,982	0	0	(7,540)	0	0	1,335,005	0	10,425
Financial Services	4,298,665	(3,918,194)	0	0	(330,471)	0	0	(12,933)	0	62,933
Property & Legal Services	442,623	68,299	0	0	(7,336)	0	(11,147)	485,295	0	7,144
People & Culture	2,960,362	(2,861,801)	0	0	(228,561)	0	130,000	(32,893)	0	32,893
Risk & Safety	1,328,816	(1,300,055)	0	0	(13,078)	0	(15,683)	(15,982)	0	15,982
Strategy & Performance	443,016	108,472	0	0	(11,960)	0	0	535,212	0	4,316
DigiTech - Managed Services	18,736	0	0	0	(13,000)	0	0	5,736	0	0
<b>WATER AND WASTE SERVICES</b>										
<b>Director, Business Support &amp; Overheads</b>										
Water & Waste Overheads	4,970,446	2,674,615	0	0	(209,456)	0	0	7,208,360	0	227,245
Oncosts to Divisions	(7,435,605)	0	0	0	0	0	0	(7,435,605)	0	0
<b>Water Services</b>										
Regional Water Services	4,065,557	3,130,158	2,600,000	373,651	(27,496,434)	0	1,250,000	(16,077,068)	0	0
Attunga Water	260,809	0	0	0	0	0	0	236,889	23,920	0

	CASH EXPENSES FOR EACH COST CENTRE				SOURCE OF FUNDING FOR EXPENSES				NON-CASH ACCRUAL EXPENSES	
	Operating Expenses	Overheads & Cost Distribution	Capital Expenditure	Non-Operating Cash	Direct Operating Income	Capital Income	Other Specific Funding	General Revenue Required	Asset Depreciation and Remediation	Leave Accrual
Barraba Water	1,806,456	0	0	238,126	0	0	0	1,407,552	637,030	0
Bendemeer Water	670,330	0	0	0	0	0	0	575,704	94,626	0
Manilla Water	1,617,441	0	0	483,526	(854)	0	0	1,880,810	219,303	0
Moonbi/Kootingal Water	559,436	0	2,000,000	0	0	0	(2,000,000)	363,885	195,551	0
Nundle Water	882,814	0	0	0	0	0	0	617,660	265,154	0
Tamworth Water	17,862,138	0	2,163,697	513,403	0	0	(2,813,697)	10,774,948	6,950,593	0
Water - Private Works	263,982	0	0	0	(400,000)	0	0	(136,018)	0	0
<b>Sewer Services</b>										
Regional Wastewater Services	2,972,524	2,530,123	2,359,000	(1,833,854)	(25,757,183)	0	(525,146)	(20,254,536)	0	0
Barraba Wastewater	441,152	0	0	0	0	0	0	391,891	49,261	0
Manilla Wastewater	710,905	0	0	0	(583)	0	0	546,333	163,989	0
Moonbi/Kootingal Wastewater	504,823	0	200,000	0	0	0	(200,000)	424,865	79,958	0
Tamworth Wastewater	14,404,558	0	3,550,000	3,596,789	(3,633,075)	0	(4,550,000)	6,459,153	6,909,119	0
Wastewater - Private Works	66,796	0	0	0	(100,000)	0	0	(33,204)	0	0
Regional Water Services	0	0	0	0	0	0	12,120,000	12,120,000	0	0
<b>Waste Management</b>										
Waste & Resource Recovery - Overheads	(1,430,434)	1,460,672	0	0	(30,238)	0	43,739	0	0	43,739
Waste Management Services	8,377,303	1,828,745	0	0	(14,323,306)	0	4,117,258	0	0	0
Organics Recycling Facility (ORF)	176,376	0	0	0	0	0	(169,289)	0	7,087	0
Rural Landfills	3,446,713	0	0	0	(232,382)	0	(1,719,787)	0	1,494,544	0
Small Materials Resource Facility (SMRF)	1,779,334	0	0	0	(491,503)	0	(1,284,381)	0	3,450	0
Street Cleaning	822,115	0	0	0	(44,906)	0	(777,209)	0	0	0
Tamworth Landfill	6,430,385	0	0	0	(8,581,634)	0	4,061,910	0	1,910,661	0
Waste - Capital & Non Recurrent Projects	280,000	0	3,332,939	0	0	0	(3,612,939)	0	0	0

	CASH EXPENSES FOR EACH COST CENTRE				SOURCE OF FUNDING FOR EXPENSES				NON-CASH ACCRUAL EXPENSES	
	Operating Expenses	Overheads & Cost Distribution	Capital Expenditure	Non-Operating Cash	Direct Operating Income	Capital Income	Other Specific Funding	General Revenue Required	Asset Depreciation and Remediation	Leave Accrual
<b>Other Services</b>										
Laboratory	(245,043)	409,639	0	0	(228,433)	0	0	(126,672)	44,115	18,720
Environmental	536,275	0	0	0	0	0	0	536,275	0	0
Sustainability	876,041	(1,368,028)	0	0	(44,288)	0	0	(548,401)	0	12,126
<b>GENERAL PURPOSE INCOME AND RESERVE TRANSFERS</b>										
<b>General Purpose Income</b>										
Ordinary Rates	0	0	0	0	(61,617,965)	0	0	(61,617,965)	0	0
Ordinary Rates - Pensioner Rebate	0	0	0	0	1,304,000	0	0	1,304,000	0	0
Ordinary Rates - Pensioner rate subsidies received	0	0	0	0	(467,500)	0	0	(467,500)	0	0
Interest - Overdue Rates	0	0	0	0	(400,000)	0	0	(400,000)	0	0
Interest Income - Unrestricted	0	0	0	0	(2,000,000)	0	0	(2,000,000)	0	0
G P Grants - Financial Assistance	0	0	0	0	(14,595,054)	0	6,034,008	(8,561,046)	0	0
<b>Other Non-operating</b>										
Internal and Community loans	(568,965)	0	0	(329,149)	0	0	329,149	(568,965)	0	0
Dividends from other funds	0	0	0	0	(147,000)	0	0	(147,000)	0	0
Contributions to governance	0	(4,527,049)	0	0	0	0	0	(4,527,049)	0	0
Leave on termination	0	0	0	900,000	0	0	(900,000)	0	0	0
<b>Funds transferred to Reserves</b>										
Transfers to / from Reserves	0	0	0	0	0	0	18,170,788	18,170,788	0	0
Efficiency savings	(3,600,000)	0	0	0	0	0	0	(3,600,000)	0	0
<b>Grand Total</b>	<b>201,795,942</b>	<b>0</b>	<b>102,223,042</b>	<b>(6,744,907)</b>	<b>(206,934,440)</b>	<b>(36,984,448)</b>	<b>3,176,905</b>	<b>(1,339,581)</b>	<b>56,697,191</b>	<b>1,174,484</b>



[tamworth.nsw.gov.au](http://tamworth.nsw.gov.au)



BLUEPRINT 100  
**Draft Fees and Charges**  
2026/27



Document Set ID: 3153518  
Version: 2, Version Date: 10/04/2026

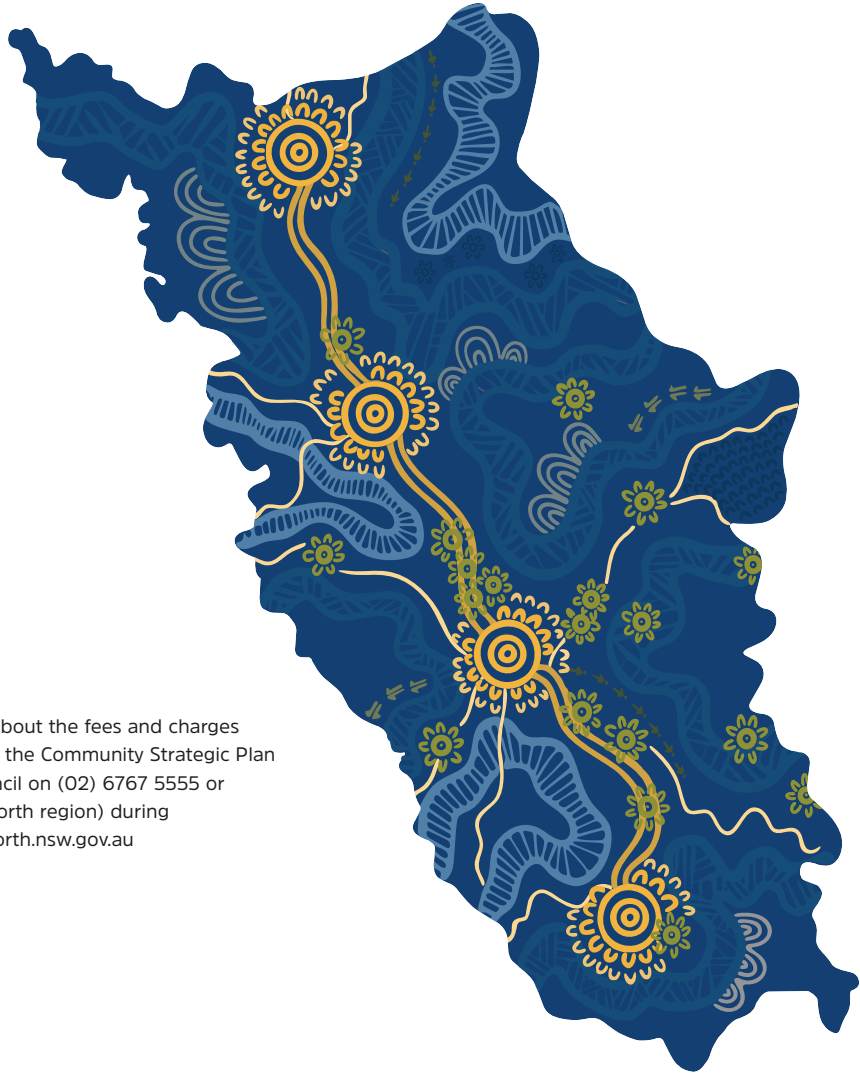
## ACKNOWLEDGEMENTS

Tamworth Regional Council acknowledges the people of the Kamilaroi/Gamilaroi/Gomeroi Nation as the Traditional Custodians of these lands. We recognise their continuing connection to this land and pay our respects to Elders past and present, we extend this respect to any Aboriginal people visiting our region.

We would also like to thank the thousands of residents that responded to our community engagement activities and provided us with open and robust feedback.

## FEEDBACK

If you have any further queries about the fees and charges or about the ongoing delivery of the Community Strategic Plan 2025-2035, please contact Council on (02) 6767 5555 or 1300 733 625 (within the Tamworth region) during office hours, or email [trc@tamworth.nsw.gov.au](mailto:trc@tamworth.nsw.gov.au)



The artwork on this page was created by Gomeroi artist Tess Reading. Her artwork was selected through an expression of interest where Aboriginal artists with a connection to the Kamilaroi/Gomeroi Nation were asked to create an artistic element for inclusion in Council's corporate brand.

Ms Reading describes her work as depicting the land and communities that spread across the Tamworth Regional Council footprint. Elements of the artwork will start to appear on Council's letterheads, business cards, signage and uniforms in 2025.

## Table Of Contents

<b>Tamworth Regional Council .....</b>	<b>12</b>
<b>Airport .....</b>	<b>12</b>
<b>Aeronautical Fees .....</b>	<b>12</b>
Tamworth Regional Airport.....	12
Barraba Landing Strip .....	12
<b>Aircraft Parking Fees .....</b>	<b>12</b>
<b>Airport Carpark.....</b>	<b>13</b>
General Fees and Charges.....	13
Short Term Airport Carpark .....	13
Long Term Airport Carpark.....	13
<b>Airport Buildings and Land .....</b>	<b>13</b>
Leasing and Terminal Space.....	13
Private Works .....	14
<b>Pilot Training Facility - International Flight Training Tamworth (IFTT).....</b>	<b>14</b>
<b>General Airport Fees .....</b>	<b>14</b>
<b>Other Airport Fees.....</b>	<b>15</b>
<b>Aquatic Facilities .....</b>	<b>16</b>
<b>General Fees and Charges .....</b>	<b>16</b>
Entry Charges - Single Entry .....	16
Tamworth Pools.....	16
Village Pools .....	16
10 Entry Booklets .....	16
Tamworth Pools.....	16
Village Pools .....	16
20 Entry Booklets.....	16
Tamworth Pools.....	16
Village Pools .....	16
Facility and Lane Hire.....	16
Tamworth Pools.....	16
Village Pools .....	17
Full Season.....	17
Tamworth Pools.....	17
Village Pools .....	17
Half Season.....	17
Tamworth Pools.....	17
Village Pools .....	17
Waterslide.....	17
Tamworth Pools.....	17
<b>Business Papers .....</b>	<b>18</b>
<b>Bus Shelter Advertising .....</b>	<b>19</b>
<b>Booking Fee .....</b>	<b>19</b>
<b>High Traffic Areas .....</b>	<b>19</b>
<b>Special Event Advertising .....</b>	<b>19</b>
<b>Capital News Publication .....</b>	<b>20</b>
<b>Capital News Advertising .....</b>	<b>20</b>
<b>Cemetery.....</b>	<b>21</b>
<b>Perpetual Interment Right .....</b>	<b>21</b>
Tamworth.....	21
Village.....	21

**Table Of Contents** [continued]

Cemetery Services .....21

**Companion Animals .....22**

    Registration Fees .....22

    Annual Permit .....22

    Impounding Fees and Rehoming - Companion Animals.....22

    Impounding Fees - Non-Companion Animals .....23

    Paws for Life Animal Shelter and Boarding Kennels.....23

**Consultancy Services.....24**

**Customer Service Centre .....25**

**Visitor Experience.....26**

**Events.....26**

        Call Out & Electrical Fees.....26

        Site Fees .....26

        Stall Hire.....26

        Electricity Requirements .....26

            Accessing Onsite Power .....26

            Require Generator .....26

        Infrastructure Hire.....26

**Graphic Design .....27**

**Regional Event Support Marketing.....27**

**Visitors Guide .....27**

**Visitor Information Centre .....27**

**Entertainment Venues .....28**

**Capitol Theatre .....28**

**Tamworth Regional Entertainment and Conference Centre (TRECC) .....28**

**The Australian Equine and Livestock Events Centre (AELEC) .....28**

**Ticketing and Ticketed Event Marketing.....28**

**Tamworth War Memorial Town Hall - Full Complex.....29**

        Commercial.....29

            Monday to Friday .....29

            Saturday .....30

            Sunday .....30

        Community .....30

            Monday to Friday .....30

            Saturday .....30

            Sunday .....30

        Schools Non-Commercial .....30

            Monday to Friday .....30

            Saturday .....31

            Sunday .....31

**Tamworth War Memorial Town Hall - Passchendaele Room Only .....31**

        Commercial.....31

            Monday to Friday .....31

            Saturday .....31

            Sunday .....31

        Community .....31

            Monday to Friday .....32

            Saturday .....32

            Sunday .....32

**Table Of Contents** [continued]

Schools Non-Commercial .....	32
Monday to Friday .....	32
Saturday .....	32
Sunday .....	32
<b>Tamworth War Memorial Town Hall - Extras .....</b>	<b>32</b>
<b>The Lands Building .....</b>	<b>33</b>
Goonoo Goonoo Room, Nemingah Room, The Chamber Room .....	33
<b>GIS and Spatial Services (Subject to Licencing Agreements) .....</b>	<b>34</b>
<b>GIS Professional Services .....</b>	<b>34</b>
<b>Printing Standard Maps and Plans .....</b>	<b>34</b>
<b>Printing - Aerial Imagery and Non-Standard Maps .....</b>	<b>34</b>
<b>Aerial Imagery and LiDAR .....</b>	<b>34</b>
<b>Government Information (Public Access) Act 2009 Requests (GIPAA) .....</b>	<b>35</b>
<b>Government Information (Public Access) Act 2009 Requests (GIPAA) - Formal .....</b>	<b>35</b>
<b>Government Information (Public Access) Act 2009 Requests (GIPAA) - Informal .....</b>	<b>35</b>
<b>Halls, Community Facilities and Meeting Rooms .....</b>	<b>36</b>
<b>Kootingal .....</b>	<b>36</b>
Kootingal Multifunction Centre.....	36
Kootingal Memorial Hall.....	36
Library Meeting Room.....	36
<b>Manilla .....</b>	<b>36</b>
Town Hall .....	36
Small Town Hall.....	36
Town Hall and Small Town Hall Together.....	37
Town Hall and Small Town Hall Miscellaneous .....	37
Meeting Room Hire .....	37
Louis Johnson House.....	37
<b>Public Hall – Under Delegated Control of Section 355 Committees .....</b>	<b>37</b>
S355 Venue Hire – Hygiene Clean Post Event Hire .....	37
<b>Tamworth .....</b>	<b>38</b>
Community Centre.....	38
General Fees and Charges .....	38
School Room / Oxley Room.....	38
Britten Room .....	38
Heritage Room .....	38
Foyer .....	39
Parade Ground.....	39
Regional Youth Centre .....	39
Grub Hub .....	39
Auditorium.....	39
Consulting Rooms .....	39
Education Rooms .....	39
Large Office.....	39
Offices.....	39
Miscellaneous .....	40
<b>Legal Costs.....</b>	<b>41</b>
<b>Library, Gallery and Museum.....</b>	<b>42</b>
<b>Gallery .....</b>	<b>42</b>
Gallery Shop.....	42
Art Studio / Workshop .....	42

## Table Of Contents [continued]

All Libraries.....	42
Powerstation Museum .....	42
Australian Country Music Hall of Fame .....	43
<b>Northern Inland Centre Sporting Excellence (NICSE).....</b>	<b>44</b>
Regional Athletics Centre.....	44
Regional Cycling Centre.....	44
Tamworth Sports Dome.....	44
<b>Nundle Common .....</b>	<b>46</b>
<b>Parks, Reserves and Recreation Facilities.....</b>	<b>47</b>
Attunga Tennis Courts.....	47
Barraba Bicentennial Centre .....	47
Barraba Tennis Courts.....	47
Camp Grounds .....	47
Parks and Reserves .....	47
Recreation and Show Grounds.....	48
<b>Planning, Building and Development .....</b>	<b>49</b>
<b>Development.....</b>	<b>49</b>
Design Review Panel .....	49
Preliminary Development Advice.....	49
Development Applications .....	49
Designated Development.....	49
Bushfire Assessment.....	50
Subdivisions and Strata Subdivisions.....	50
Integrated Development .....	50
Advertising and Notification.....	50
Advertising and Notification in Accordance with Council Policy .....	50
Review of Determination .....	51
Modification of Development Consent.....	51
Modifications.....	51
Refunds/Transfer of Fees for Withdrawn Applications (Prior to Determination) .....	52
<b>Building and Construction .....</b>	<b>52</b>
All Building Classes.....	52
Complying Development and Construction Certificates .....	52
Residential - Class 1 and 10 Buildings .....	52
Construction Certificate Applications .....	52
Inspections.....	52
Occupation Certificates .....	53
Commercial - Class 1b and 2 to 9 Buildings .....	53
Construction Certificate Applications .....	53
Inspections.....	53
Fire Safety Compliance .....	53
Occupation Certificates .....	54
Temporary Hoardings Structure.....	54
<b>Local Government Act (section 68 Approvals) .....</b>	<b>54</b>
Work Approvals.....	54
On-Site Sewer Management System (OSSM).....	54
Amusement Devices .....	54
Manufactured Home Estates, Caravan Parks, Camping Grounds and Moveable Dwelling.....	54
<b>Development -Subdivision Construction and Inspections .....</b>	<b>55</b>

**Table Of Contents** [continued]

Certificates Application Fee .....	55
Certificate Inspection Fees .....	55
Application for Subdivision Certificate.....	55
Road Naming and Street Addressing.....	55
<b>Development Contributions .....</b>	<b>55</b>
Copies of Section 94 Contribution Plans.....	55
Tamworth Regional Section 94 (Direct) Contribution Plans 2013.....	56
Residential Development - Calala .....	56
Residential Development - Hills Plain.....	56
Residential Development - Kootingal .....	56
Residential Development - Tamworth Urban Residue .....	57
CBD Car Parking.....	57
Haulage Contributions .....	57
Arcadia S.7.11 Development Contributions Plan 2018.....	57
Residential Development – Arcadia.....	57
Tamworth Regional Section 94A (Indirect) Contributions Plans 2013 .....	58
Tamworth Urban Section 94 Contributions Plan 2006-2011 .....	58
(a) Open Space.....	58
(b) Community Facilities .....	58
(c) Cycleway Network.....	58
(d) Urban Roads Catchments 1 - 4.....	58
(e) Urban Road Catchment 5 .....	58
(f) CBD Carparking .....	58
(g) Administration Studies.....	58
Tamworth Section 94 Contributions Plan.....	59
Hills Plain East Section 94 Contributions Plan .....	59
Parry Section 94 Contributions Plan No 1 (Rural Roadworks).....	59
Parry Section 94 Contributions Plan No 2 (Bush Fire Brigade Services).....	59
Parry Section 94 Contributions Plan No 3 (Mines and Extractive Industries) .....	59
Parry Section 94 Contributions Plan No 4 (Rural Based Industry Traffic Generating Developments) .....	59
Nundle Section 94 Contributions Plan.....	59
Manilla Section 94 Contributions Plan.....	59
Barraba Section 94 Contributions Plan .....	59
Copies of Section 64 Development Servicing Plans .....	59
Water Supply Authorities Act (Section 64 Water, Sewer and Stormwater) .....	60
Administration .....	60
Tamworth.....	60
Attunga .....	60
Bendemeer .....	60
Kootingal/Moonbi .....	60
Manilla.....	60
Barraba .....	60
Nundle.....	60
Hills Plain.....	60
Arcadia.....	61
Non-residential - Tamworth, Hills Plain and Arcadia .....	61
Warwick and Bylong Road Precinct .....	61
<b>Planning Proposals for LEP and DCP .....</b>	<b>61</b>
Amendments to Planning Instruments .....	61
Basic Rezoning .....	61
Standard Rezoning .....	61
Complex Rezoning .....	61
Consideration of Requests .....	62

## Table Of Contents [continued]

Planning Agreements .....	62
Copies of Studies/Plans/Strategies.....	62
<b>Conveyancing Certificates .....</b>	<b>62</b>
Building Certificates .....	62
Residential - Class 1 and 10 Buildings .....	62
Commercial - Class 2 to 9 Buildings.....	63
Planning Certificates .....	63
Drainage Diagrams .....	63
Outstanding Notices - Section 735a (Local Government Act) Certificate .....	63
<b>Swimming Pool Certificates (Swimming Pool Regulations 2018) .....</b>	<b>63</b>
<b>Administration and Archive fees .....</b>	<b>64</b>
<b>Private Works .....</b>	<b>65</b>
<b>Rates and Property Information .....</b>	<b>66</b>
<b>Recreation Grounds .....</b>	<b>67</b>
<b>Recreation Grounds - Under Delegated Control of Section 355 Committees .....</b>	<b>67</b>
<b>Regulatory Inspections .....</b>	<b>68</b>
<b>Inspection Charges .....</b>	<b>68</b>
Biosecurity Act .....	68
<b>Caravan Parks – 5 Year Approval Inspection Charges .....</b>	<b>68</b>
New/Existing Caravan Park, Camping Ground or Manufactured Home Estate .....	68
Initial Inspection and Re-inspection .....	68
Reinspection Due to Non-Compliance .....	69
Renewal of Caravan Park, Camping Ground or Manufactured Home Estate.....	69
Initial Inspection .....	69
Reinspection Due to Non-Compliance .....	69
<b>Caravan Parks - Approval Inspection Charges .....</b>	<b>69</b>
Replacement Approval to New Owner .....	69
<b>Caravan Parks - Annual Inspection Charges.....</b>	<b>69</b>
New/Existing Caravan Park, Camping Ground or Manufactured Home Estate .....	69
Annual Compliance Inspection and Reinspection Fees .....	69
Inspection and Reinspection Fee.....	69
<b>Environmental Planning and Assessment Act 1979.....</b>	<b>69</b>
Development Application Compliance Assessments .....	69
<b>Food Act.....</b>	<b>69</b>
<b>Public Spaces (Unattended Property) Act 2021 .....</b>	<b>69</b>
<b>Local Government Act.....</b>	<b>70</b>
<b>Onsite Sewer Management System (OSSM).....</b>	<b>70</b>
<b>Protection of the Environment Operations Act.....</b>	<b>70</b>
<b>Public Health Act.....</b>	<b>70</b>
<b>Underground Petroleum Storage Systems.....</b>	<b>70</b>
<b>Roads, Drainage and Footpaths .....</b>	<b>71</b>
<b>Alcohol Free Zone Suspension Application.....</b>	<b>71</b>
<b>Car Parking .....</b>	<b>71</b>
<b>Direction Signs .....</b>	<b>71</b>
<b>Drainage .....</b>	<b>71</b>
<b>Footpath Restaurant Seating - Licence Fees .....</b>	<b>71</b>
<b>Public Gates Licence .....</b>	<b>71</b>
<b>Ratepayers' Contribution Towards Kerb and Gutter Construction.....</b>	<b>71</b>

**Table Of Contents** [continued]

<b>Restoration Charges</b> .....	<b>71</b>
Roads (Minimum Area 1 Square Metre) .....	71
Footpaths (Minimum Area 1 Square Metre).....	72
Kerb and Gutter.....	72
Drainage Reserves.....	72
<b>Road Closure</b> .....	<b>72</b>
<b>Road Lease</b> .....	<b>72</b>
<b>Road Opening Permits</b> .....	<b>72</b>
<b>Public Electric Vehicle Charging Stations</b> .....	<b>72</b>
Annual Fee for EV Charging Station Providers .....	72
<b>Sewer Services</b> .....	<b>73</b>
<b>Show Grounds</b> .....	<b>74</b>
<b>Manilla Showground</b> .....	<b>74</b>
Ground Rental Agreements .....	74
General Hire.....	74
Camping.....	74
<b>Turf Sporting fields</b> .....	<b>75</b>
<b>Lighting Fees (Per Hour)</b> .....	<b>75</b>
<b>Field Preparation Fees</b> .....	<b>76</b>
<b>Season Preparation Fees</b> .....	<b>76</b>
<b>Field Hire Fees</b> .....	<b>77</b>
<b>Private Works - Turf Renovations</b> .....	<b>77</b>
<b>Street Banners</b> .....	<b>78</b>
<b>Tamworth Country Music Festival (TCMF)</b> .....	<b>79</b>
<b>TCMF Official Guide and Phone App</b> .....	<b>79</b>
TCMF Official Guide Advertising.....	79
<b>Temporary Camping</b> .....	<b>79</b>
<b>Itinerant Traders and Activities</b> .....	<b>79</b>
Food Outlets.....	79
Commercial Traders .....	79
Peel and Fitzroy Streets.....	79
Kable Ave .....	80
Power .....	80
<b>Bicentennial Park</b> .....	<b>80</b>
Food Outlets and Commercial Traders.....	80
<b>Central Business District</b> .....	<b>80</b>
Existing Retail Premises .....	80
Peel Street (Footpath/Road).....	80
Vehicle or Animal Tours and Rides.....	80
Animal and Other Commercial Displays.....	80
<b>Call Out &amp; Electrical Fees</b> .....	<b>80</b>
<b>Tamworth Environment Laboratory</b> .....	<b>82</b>
<b>Trade Waste</b> .....	<b>83</b>
<b>General Fees and Charges</b> .....	<b>83</b>
<b>Excess Mass and Non-Compliant Excess Mass Charge (Category 3 discharges)</b> .....	<b>83</b>
<b>Waste Services</b> .....	<b>85</b>
<b>Domestic</b> .....	<b>85</b>

**Table Of Contents** [continued]

Forest Road Landfill .....	85
Rural Sites .....	85
All Sites .....	86
<b>General Charges.....</b>	<b>86</b>
Forest Road Landfill .....	86
<b>Commerical Waste .....</b>	<b>87</b>
Forest Road Landfill .....	87
<b>Other Services .....</b>	<b>88</b>
Sales.....	88
Special Events.....	88
Service Charges.....	88
Delivery Fees.....	88
<b>Special Event Bin .....</b>	<b>89</b>
Delivery Fees.....	89
<b>Water Services .....</b>	<b>90</b>
Water Management Plan .....	90
Connections and Meters.....	90
Meter Reading.....	90
Access to Public Standpipes .....	90
Kingswood Water Supply Extension, Tamworth – Capital Works Contribution.....	91
Payments Per Lot Connected to Water Supply – Moore Creek, Upper Moore Creek Area.....	91
Bournes Lane to Maysteers Lane - Area A and B.....	91
Maysteers Lane to Moore Creek East Pump Station - Area C .....	91
Moore Creek East Intermediate Zone - Area D.....	91
Payments Per Lot Connected to Water Supply – Nundle Road.....	91
<b>Year Round Care – East and South Tamworth .....</b>	<b>92</b>
Before School Care .....	92
After School Care .....	92
Vacation Care .....	92

**Categories of pricing policies in respect of the advertised schedule of fees**

- A.** The price for this good/service is set to make a significant contribution towards the cost of providing the service. The remainder of the costs are met from general purpose income.
- B.** The price charges for this good/service is a statutory charge set by regulation.
- C.** The price for this service is set to make a minimal contribution to the annual operating and maintenance costs of the facility. The remainder of the costs are met from general purpose income.
- D.** The price for this service is set to make a contribution towards the cost of replacing the infrastructure assets utilised in the provision of the service.
- E.** The price for this good/service is set to make a nominal contribution towards the cost of providing the service. The remainder of the costs are met from general income including general purpose grants.
- F.** The price for this good/service is based on recovery of the full cost of providing the service.

**Community Service Obligation**

Community Service Obligation (CSO) refers to the level of councils' commitment to social objectives within its region. In order to maintain fair competition, it is important that these 'non-commercial' activities provided by local government businesses are identified and appropriately costed. Under National Competition Policy these activities are called community service obligations. National Competition Policy requires that the Commonwealth Government make annual 'competition payments' to the states and territories. The payments recognise that the economic growth brought about by competition reforms provide tangible financial dividends to the Commonwealth. In New South Wales these payments are not returned to Local Government. Therefore, it is important to:

- Clearly identify any community service obligations;
- Accurately measure the full cost of provision;
- Decide upon an appropriate funding mechanism; and
- Fully disclose community service obligations in policy statements, legislation and financial reporting.

The schedule of fees and charges identifies those charges that include a community service obligation. The services are listed in the tables included in this document under CSO.

Name	Pricing Policy	CSO	GST	Year 25/26 Last YR Fee (incl. GST)	Year 26/27 Fee (incl. GST)	% Increase
------	----------------	-----	-----	------------------------------------	----------------------------	------------

## Tamworth Regional Council

### Airport

#### Aeronautical Fees

#### Tamworth Regional Airport

A fee will be levied on aircraft that exceed the allowed stay limits in high demand aircraft parking areas.

Aeromedical Services (charitable not for profit)	F	N	Y	No charge with prior application/approval		
Landing charge - Non RPT aircraft using Avtur fuels per 1,000 kg MTOW pro rata	F	N	Y	\$15.25	\$15.75	3.28%
Landing charge - Non RPT aircraft using Avgas fuels per 1,000 kg MTOW pro rata	F	N	Y	\$11.30	\$11.65	3.10%
RPT/Airport operating fee per arrival and departing passengers (per person)	F	N	Y	\$21.50	\$22.20	3.26%
Instrument Landing System (ILS) – approaches (per approach)	F	N	Y	\$38.65	\$39.90	3.23%
Training Flights - Aircraft undertaking circuit training within the Tamworth Control Zone to be charged 25% of the Non RPT Landing Fee for each circuit (including missed approach or go-around)	F	N	Y	\$5.60	\$5.80	3.57%
Australian Defence Force aircraft – As per agreement negotiated by the AAA.	F	N	Y	As per agreement negotiated with AAA.		
Airport security screening charge – per departing passenger	F	N	Y	\$18.51	\$19.25	4.00%

#### Barraba Landing Strip

Barraba Air Strip annual aircraft basing fee	F	N	Y	\$235.00	\$243.00	3.40%
--	---	---	---	----------	----------	-------

#### Aircraft Parking Fees

GA Hangar apron parking annual concessional fee per rego	F	N	Y	\$1,500.00	\$1,557.00	3.80%
General aviation apron parking fee (between hangars 6-7) per night per aircraft	F	N	Y	\$7.00	\$7.25	3.57%
General aviation apron parking fee (between hangars 7-8) per night per aircraft	F	N	Y	\$7.00	\$7.25	3.57%
General aviation apron parking fee (between private hangars and aviskills) per night per aircraft	F	N	Y	\$7.00	\$7.25	3.57%
General aviation grass annual concessional parking fee	F	N	Y	\$920.00	\$930.00	1.09%
General aviation grass parking daytime hours	F	N	Y	No charge.		
General aviation grass parking overnight per aircraft	F	N	Y	\$4.95	\$6.00	21.21%
General aviation parking international flight training Tamworth - per night per aircraft	F	N	Y	\$10.40	\$10.40	0.00%
Not available for shorter periods						
General aviation parking international flight training Tamworth annual fee - per aircraft	F	N	Y	\$2,906.40	\$2,906.40	0.00%
General aviation/charter aircraft parking (PaPa bays and bays 10-14) annual fee per aircraft rego	F	N	Y	\$3,200.00	\$3,321.00	3.78%
General aviation/charter aircraft parking (PaPa bays and bays 10-14) daylight hours	F	N	Y	No charge.		
Registration changeover fee (each)	F	N	Y	\$35.00	\$40.00	14.29%

Name	Pricing Policy	CSO	GST	Year 25/26 Last YR Fee (incl. GST)	Year 26/27 Fee (incl. GST)	% Increase
------	----------------	-----	-----	------------------------------------	----------------------------	------------

### Aircraft Parking Fees [continued]

General Aviation Aircraft Parking (PaPa Bays and Bays 10-14) Fee per night	F	N	Y	\$15.00	\$16.00	6.67%
RPT Apron Aircraft parking fee on RPT bays and exceeding 4 hours stay (excludes scheduled overnight RPT services) - 10,000kg MTOW and above (per day or part thereof)	F	N	Y	\$447.91	\$464.93	3.80%
RPT Apron Aircraft parking fee on RPT bays and exceeding 4 hours stay (excludes scheduled overnight RPT services) - Up to 10,000kg MTOW (per day or part thereof)	F	N	Y	\$192.70	\$200.00	3.79%
Helipad overnight parking (pads 1, 2 and 3)	F	N	Y	\$15.00	\$15.50	3.33%

### Airport Carpark

#### General Fees and Charges

Lost, faded or damaged ticket fee	F	N	Y	\$70.00	\$70.00	0.00%
Administration fee – car park	F	N	Y	\$12.00	\$14.00	16.67%

#### Short Term Airport Carpark

Short term airport carpark – 0 to 2 hours	F	N	Y	\$0.00	\$0.00	0.00%
Short term airport carpark – 2 or more hours (hourly rate)	F	N	Y	\$2.00	\$2.50	25.00%
Short term airport carpark – maximum daily rate (24 hours)	F	N	Y	\$12.00	\$14.00	16.67%
Short term airport carpark – weekly rate (7 days)	F	N	Y	\$80.00	\$83.00	3.75%
Short term airport carpark – 1 week or more (weekly pro rata rate)	F	N	Y	\$80.00	\$83.00	3.75%
Short term airport carpark – monthly pass (28 days) multiple entry	F	N	Y	\$160.00	\$160.00	0.00%
Short term airport carpark – annual pass (52 weeks) multiple entry	F	N	Y	\$1,920.00	\$1,920.00	0.00%

#### Long Term Airport Carpark

Long term airport carpark – 0 to 2 hours	F	N	Y	\$0.00	\$0.00	0.00%
Long term airport carpark – 2 or more hours (hourly rate)	F	N	Y	\$2.00	\$2.50	25.00%
Long term airport carpark – maximum daily rate (24 hours)	F	N	Y	\$10.00	\$12.00	20.00%
Long term airport carpark – weekly rate (7 days)	F	N	Y	\$50.00	\$52.00	4.00%
Long term airport carpark – 1 week or more (weekly pro rata rate)	F	N	Y	\$50.00	\$52.00	4.00%
Long term airport carpark – monthly pass (28 days) multiple entry	F	N	Y	\$155.00	\$155.00	0.00%
Long term airport carpark – annual pass (52 weeks) multiple entry	F	N	Y	\$1,860.00	\$1,860.00	0.00%

### Airport Buildings and Land

#### Leasing and Terminal Space

Function room ½ day (up to 4 hours) includes cleaning Catering and equipment hire by individual agreement	F	N	Y	\$188.00	\$190.00	1.06%
--	---	---	---	----------	----------	-------

Name	Pricing Policy	CSO	GST	Year 25/26 Last YR Fee (incl. GST)	Year 26/27 Fee (incl. GST)	% Increase
------	----------------	-----	-----	------------------------------------	----------------------------	------------

### Leasing and Terminal Space [continued]

Function room full day (4 or more hours) includes cleaning	F	N	Y	\$335.00	\$340.00	1.49%
Catering and equipment hire by individual agreement						
Terminal airline counter annual fee per counter	F	N	Y	\$850.00	\$850.00	0.00%
Leased areas (undeveloped site) – per square metre/ per year	F	N	Y	\$7.34	\$7.34	0.00%
Building leases – based on 10% – 30% of valuation of building and taking into account conditions and amenities – per square metre/per year	F	N	Y	\$179.00	\$185.00	3.35%
Terminal space – based on comparable office rent on fringe areas of Tamworth’s CBD plus a proportion of terminal cleaning and maintenance costs – per square metre plus per square metre outgoings	F	N	Y	\$370.00	\$382.00	3.24%
Electricity charge	F	N	Y	to be applied on a proportional basis		
Digital and static advertising within the passenger terminal and precinct grounds	F	N	Y	Price on application		

### Private Works

Maintenance works for airport tenants will be costed as follows:- wages	F	N	Y	Costs + 108% on costs plus GST		
Maintenance works for airport tenants will be costed as follows:-plant and materials	F	N	Y	Costs + 10% plus GST		

### Pilot Training Facility - International Flight Training Tamworth (IFTT)

International Flight Training Tamworth (IFTT)	F	N	Y	The pilot training facility - International Flight Training Tamworth (IFTT) is managed and operated as a commercial activity of the council. Fees and charges related to the services and hire of the facility are not published for reason that knowledge of the schedule of the fees and charges would confer a commercial advantage on a competitor of the council. Fees and charges applicable will be provided to individual hirers on application to the council.		
Hangar bays International Flight Training Tamworth	F	N	Y	By negotiation		
IFTT call out fee (0000 - 0600 hours) at tenants fault	F	N	Y	\$350.00	\$350.00	0.00%
IFTT call out fee (0600-2100 hours) at tenants fault	F	N	Y	\$110.00	\$110.00	0.00%
IFTT call out fee (2100 - 0000 hours) at tenants fault	F	N	Y	\$220.00	\$220.00	0.00%
IFTT call out fee at tenants fault (fire alarm)	F	N	Y	\$2,500.00	\$2,500.00	0.00%
Replacement IFTT key	F	N	Y	\$80.00	\$85.00	6.25%
Replacement IFTT swipe card or fob	F	N	Y	\$35.00	\$35.00	0.00%

### General Airport Fees

Airport call out fee (airport reporting and safety officer) per hour	F	N	Y	\$110.00	\$110.00	0.00%
Airport call out fee (airport technical officer) per hour	F	N	Y	\$195.00	\$195.00	0.00%
Airport call out fee (aviation precinct coordinator) per hour	F	N	Y	\$220.00	\$220.00	0.00%
Airport call out fee (aviation precinct manager) per hour	F	N	Y	\$330.00	\$330.00	0.00%
Replacement aviation precinct key	F	N	Y	\$80.00	\$85.00	6.25%

Name	Pricing Policy	CSO	GST	Year 25/26 Last YR Fee (incl. GST)	Year 26/27 Fee (incl. GST)	% Increase
------	----------------	-----	-----	------------------------------------	----------------------------	------------

**General Airport Fees** [continued]

Replacement aviation precinct swipe card or fob	F	N	Y	\$35.00	\$35.00	0.00%
---	---	---	---	---------	---------	-------

**Other Airport Fees**

Airside licence replacement	F	N	Y	\$30.00	\$30.00	0.00%
Airside vehicle permit (valid for 12 months) per vehicle	F	N	Y	\$55.00	\$55.00	0.00%
Initial airside drivers licence	F	N	Y	\$45.00	\$45.00	0.00%
OLS penetration report (per report)	F	N	Y	\$300.00	\$300.00	0.00%
Special events zone application (per application)	F	N	Y	\$350.00	\$350.00	0.00%
Airport invoicing (landing fees, car parking etc) by mail (per invoice)	F	N	Y	\$5.00	\$6.00	20.00%

No charge for emailed invoice

Name	Pricing Policy	CSO	GST	Year 25/26 Last YR Fee (incl. GST)	Year 26/27 Fee (incl. GST)	% Increase
------	----------------	-----	-----	------------------------------------	----------------------------	------------

## Aquatic Facilities

Concession fees will only apply on presentation of Government Issued Pension Cards' and Proof of Identification. For definition of price categories, refer to the Aquatic Management Plan.

[www.tamworth.nsw.gov.au/explore/aquatic-facilities/aquatic-management-plan](http://www.tamworth.nsw.gov.au/explore/aquatic-facilities/aquatic-management-plan)

## General Fees and Charges

Booking administration fee	F	N	Y	\$54.00	\$56.00	3.70%
----------------------------	---	---	---	---------	---------	-------

## Entry Charges - Single Entry

### Tamworth Pools

Adult	A	Y	Y	\$5.50	\$6.50	18.18%
Concession, student & children (3 to 18 years)	A	Y	Y	\$4.00	\$5.00	25.00%
Children (2 years and under)	A	Y	Y	\$0.00	\$0.00	0.00%
Disabled caregiver	A	Y	Y	\$0.00	\$0.00	0.00%
Spectators	A	Y	Y	\$4.00	\$4.00	0.00%

### Village Pools

Spectators	A	Y	Y	\$0.00	\$4.00	∞
Adult	A	Y	Y	\$0.00	\$5.50	∞
Concession, student & children (3 to 18 years)	A	Y	Y	\$0.00	\$4.00	∞
Children (2 years and under)	A	Y	Y	\$0.00	\$0.00	0.00%
Disabled caregiver	A	Y	Y	\$0.00	\$0.00	0.00%

## 10 Entry Booklets

### Tamworth Pools

Adult	A	Y	Y	\$49.50	\$58.50	18.18%
Concession & children (3 to 18 years)	A	Y	Y	\$36.00	\$45.00	25.00%

### Village Pools

Adult	A	Y	Y	\$0.00	\$49.50	∞
Concession & children (3 to 18 years)	A	Y	Y	\$0.00	\$36.00	∞

## 20 Entry Booklets

### Tamworth Pools

Adult	A	Y	Y	\$93.50	\$110.50	18.18%
Concession & children (3 to 18 years)	A	Y	Y	\$68.00	\$85.00	25.00%

### Village Pools

Adult	A	Y	Y	\$0.00	\$93.50	∞
Concession & children (3 to 18 years)	A	Y	Y	\$0.00	\$68.00	∞

## Facility and Lane Hire

### Tamworth Pools

Lane hire per hour (plus pool entry)	A	Y	Y	\$31.00	\$32.00	3.23%
Lane hire (after hours) per hour (plus pool entry)	A	Y	Y	\$84.00	\$86.00	2.38%

Name	Pricing Policy	CSO	GST	Year 25/26 Last YR Fee (incl. GST)	Year 26/27 Fee (incl. GST)	% Increase
------	----------------	-----	-----	--	----------------------------------	---------------

### Tamworth Pools [continued]

Lane hire - per lane, per month (plus pool entry)	A	Y	Y	\$155.00	\$160.00	3.23%
Pool hire - whole pool, per hour (plus pool entry)	A	Y	Y	\$185.00	\$250.00	35.14%
Pool hire - whole pool (after hours) per hour (plus pool entry)	A	Y	Y	\$0.00	\$350.00	∞
Pool hire - half pool, per hour (plus pool entry)	A	Y	Y	\$84.00	\$200.00	138.10%

### Village Pools

Lane hire per hour (plus pool entry)	A	Y	Y	\$0.00	\$32.00	∞
Lane hire (after hours) per hour (plus pool entry)	A	Y	Y	\$0.00	\$86.00	∞
Lane hire per lane, per month (plus pool entry)	A	Y	Y	\$0.00	\$160.00	∞
Pool hire - whole pool, per hour (plus pool entry)	A	Y	Y	\$0.00	\$250.00	∞
Pool hire - half pool, per hour (plus pool entry)	A	Y	Y	\$0.00	\$200.00	∞
Pool hire - whole pool (after hours) per hour (plus pool entry)	A	Y	Y	\$0.00	\$350.00	∞

### Full Season

#### Tamworth Pools

Adult	A	Y	Y	\$225.00	\$235.00	4.44%
Concession & children (3 to 18 years)	A	Y	Y	\$175.00	\$185.00	5.71%
Family	A	Y	Y	\$385.00	\$450.00	16.88%

#### Village Pools

Adult	A	Y	Y	\$0.00	\$205.00	∞
Concession & children (3 to 18 years)	A	Y	Y	\$0.00	\$155.00	∞
Family	A	Y	Y	\$0.00	\$385.00	∞

### Half Season

#### Tamworth Pools

Half season pool pass is for the period from

- Opening of season through to 31 December **OR**
- 1 January through to close of season.

Adult	A	Y	Y	\$138.00	\$145.00	5.07%
Concession & children (3 to 18 years)	A	Y	Y	\$104.00	\$110.00	5.77%
Family	A	Y	Y	\$235.00	\$250.00	6.38%

#### Village Pools

Adult	A	Y	Y	\$0.00	\$127.00	∞
Concession & children (3 to 18 years)	A	Y	Y	\$0.00	\$100.00	∞
Family	A	Y	Y	\$0.00	\$215.00	∞

### Waterslide

#### Tamworth Pools

Individual session ticket (duration 30 minutes)	A	Y	Y	\$4.00	\$4.00	0.00%
Exclusive use per 30 minutes (plus pool entry)	A	Y	Y	\$50.00	\$55.00	10.00%

Name	Pricing Policy	CSO	GST	Year 25/26 Last YR Fee (incl. GST)	Year 26/27 Fee (incl. GST)	% Increase
------	----------------	-----	-----	--	----------------------------------	------------

### Business Papers

Council business papers	F	Y	N	Council's business papers are available on councils website - <a href="http://www.tamworth.nsw.gov.au/about/the-council/council-meetings/business-papers-and-minutes">www.tamworth.nsw.gov.au/about/the-council/council-meetings/business-papers-and-minutes</a>		
-------------------------	---	---	---	--	--	--

Name	Pricing Policy	CSO	GST	Year 25/26 Last YR Fee (incl. GST)	Year 26/27 Fee (incl. GST)	% Increase
------	----------------	-----	-----	------------------------------------	----------------------------	------------

## Bus Shelter Advertising

### Booking Fee

1-2 panels	F	N	Y	\$158.00	\$163.00	3.16%
3-5 panels	F	N	Y	\$316.00	\$326.00	3.16%
6 or more panels	F	N	Y	\$474.00	\$489.00	3.16%

### High Traffic Areas

Single sided panel monthly charge (minimum 6 month hire)	F	N	Y	\$258.00	\$270.00	4.65%
Double sided panel monthly charge (minimum 6 month hire)	F	N	Y	\$356.00	\$370.00	3.93%

### Special Event Advertising

Single sided panel monthly charge (minimum 3 month hire)	F	N	Y	\$240.00	\$264.00	10.00%
Double sided panel monthly charge (minimum 3 month hire)	F	N	Y	\$414.00	\$427.00	3.14%

Name	Pricing Policy	CSO	GST	Year 25/26 Last YR Fee (incl. GST)	Year 26/27 Fee (incl. GST)	% Increase
------	----------------	-----	-----	------------------------------------	----------------------------	------------

### Capital News Publication

Capital News single issue – hardcopy (includes postage and handling)	F	N	Y	\$6.00	\$6.00	0.00%
Capital News - 1 year subscription - digital publication	F	N	Y	\$15.00	\$15.00	0.00%
Capital News – 1 year subscription – hardcopy (includes postage and handling)	F	N	Y	\$36.00	\$36.00	0.00%
Capital News – 2 year subscription – hardcopy (includes postage and handling)	F	N	Y	\$60.00	\$59.99	-0.02%

### Capital News Advertising

Capital News advertising	F	N	Y	The Capital News publication is managed and operated as a commercial activity of the council. Fees and charges related to the services and advertising in Capital News are not published for reason that knowledge of the schedule of fees and charges would confer a commercial advantage on a competitor of the council. Fees and charges applicable will be provided to individual advertisers on application to the council. For certain events council will consider negotiating advertising and/or profit sharing arrangements based on standard industry commercial practice.		
--------------------------	---	---	---	--	--	--

Name	Pricing Policy	CSO	GST	Year 25/26 Last YR Fee (incl. GST)	Year 26/27 Fee (incl. GST)	% Increase
------	----------------	-----	-----	------------------------------------	----------------------------	------------

## Cemetery

Child burials apply to individuals up to 12 years of age.

### Perpetual Interment Right

All Interment Right fees and charges will be subject to additional State Levies as applicable at time of purchase.

### Tamworth

General or lawn (adult) - purchase of plot excluding interment/grave digging and standard plaque	A	Y	N	\$2,399.00	\$2,476.00	3.21%
Columbarium wall or garden (does not include plaque)	A	N	N	\$1,179.00	\$1,217.00	3.22%
Children's lawn - purchase of plot excluding interment/grave digging and plaque	A	Y	N	\$1,934.00	\$1,996.00	3.21%

### Village

General or lawn (adult) - purchase of plot excluding interment/grave digging and standard plaque	A	Y	N	\$1,271.00	\$1,312.00	3.23%
General or lawn (child) - purchase of plot excluding interment/grave digging and standard plaque	A	Y	N	\$789.00	\$814.00	3.17%
Columbarium Wall (does not include plaque)	A	Y	N	\$624.00	\$644.00	3.21%

## Cemetery Services

These charges apply to all cemeteries unless noted otherwise.

Removal of ashes from existing site	A	Y	Y	\$187.00	\$193.00	3.21%
Transfer of a perpetual interment right	A	Y	N	\$187.00	\$193.00	3.21%
Tamworth Lawn - interment/grave digging (weekdays only)	A	Y	Y	\$2,321.00	\$2,395.00	3.19%
Village Interment and grave digging (weekdays only)	A	N	Y	\$1,081.00	\$1,116.00	3.24%
Tamworth Lawn - open air chapel (per service)	A	N	Y	\$117.00	\$121.00	3.42%
Additional fee – hourly rate for after-hours	A	N	Y	\$187.00	\$193.00	3.21%
Placement of ashes into an existing grave or in a closed cemetery and excludes plaque	A	N	Y	\$216.00	\$223.00	3.24%
Additional fee - weekend burial	A	Y	Y	\$1,160.00	\$1,197.00	3.19%
Plaque and desk installation	A	N	Y	\$186.00	\$192.00	3.23%
Monumental works permit: permission to erect kerbing, head or footstone, slab over grave	F	N	N	\$151.00	\$156.00	3.31%
Exhumation	F	Y	Y	cost on application		
Concrete tomb	A	Y	Y	\$2,130.00	\$2,198.00	3.19%
CCNSW Levy – burial	A	Y	N	\$171.60	\$162.00	-5.59%
CCNSW Levy – ash interment	A	Y	N	\$69.30	\$65.00	-6.20%

Name	Pricing Policy	CSO	GST	Year 25/26 Last YR Fee (incl. GST)	Year 26/27 Fee (incl. GST)	% Increase
------	----------------	-----	-----	--	----------------------------------	---------------

## Companion Animals

NSW Office of Local Government (OLG) sets the registration fees on an annual basis in July/August of each year. The fees and charges will be updated when this information is made available.

### Registration Fees

Dog - registration fee (by 12 weeks or when sold if earlier than 12 weeks)	B	N	N	\$80.00	\$83.00	3.75%
Dog- registration (by eligible pensioner)	B	N	N	\$35.00	\$36.00	2.86%
Dog - desexed (sold/transferred from pound/shelter or rehoming Organisation)	B	N	N	\$0.00	\$0.00	0.00%
Dog - registrations (desexing not recommended)	B	N	N	\$80.00	\$83.00	3.75%
Dog - registration (desexing not recommended eligible pensioner)	B	N	N	\$35.00	\$36.00	2.86%
Dog - registration (recognised breeder)	B	N	N	\$80.00	\$83.00	3.75%
Dog - additional fee (dog not desexed by 6 months)	B	N	N	\$189.00	\$196.00	3.70%
Dog - working	B	N	N	\$0.00	\$0.00	0.00%
Dog - service of the state	B	N	N	\$0.00	\$0.00	0.00%
Assistance animal	B	N	N	\$0.00	\$0.00	0.00%
Cat - registration fee (by 12 weeks or when sold if earlier than 12 weeks)	B	N	N	\$70.00	\$73.00	4.29%
Cat - registration (eligible pensioner)	B	N	N	\$35.00	\$36.00	2.86%
Cat - desexed (sold/transferred from pound/shelter or rehoming Organisation)	B	N	N	\$0.00	\$0.00	0.00%
Cat - registration (desexing not recommended - eligible pensioner)	B	N	N	\$35.00	\$36.00	2.86%
Cat – registration not desexed - not recommended	B	N	N	\$70.00	\$73.00	4.29%
Animal with written notification from a vet that it should not be desexed.						
Cat - registration (recognised breeder)	B	N	N	\$70.00	\$73.00	4.29%
Registration late fee	B	N	N	\$23.00	\$24.00	4.35%

### Annual Permit

Annual permit to own - cat (not desexed by four months of age)	B	Y	N	\$99.00	\$99.00	0.00%
Annual permit to own - dangerous dog	B	Y	N	\$236.00	\$236.00	0.00%
Annual permit to own - restricted dog	B	Y	N	\$236.00	\$236.00	0.00%
Annual permit to own - permit late fee	B	Y	N	\$23.00	\$23.00	0.00%

### Impounding Fees and Rehoming - Companion Animals

Tamworth Regional Companion Animal Centre (Pound) and Paws for Life Animal Shelter and Boarding Kennels

Dog leads	F	N	Y	\$10.00	\$10.00	0.00%
Release fee - first impounding	E	Y	N	\$36.00 plus microchipping and registration costs if required. Price may vary at the discretion of the council.		
Release fee - subsequent impounding's	A	Y	N	\$81.00 plus microchipping and registration costs if required.		
Microchipping	A	Y	Y	\$50.00	\$51.00	2.00%
Sustenance fee per day, including day impounded and day released	A	Y	N	\$30.00	\$31.00	3.33%

Name	Pricing Policy	CSO	GST	Year 25/26 Last YR Fee (incl. GST)	Year 26/27 Fee (incl. GST)	% Increase
------	----------------	-----	-----	--	----------------------------------	---------------

### Impounding Fees and Rehoming - Companion Animals [continued]

Rehoming of dogs to the public	A	Y	Y	\$80.00 plus microchipping, registration, desexing costs and any other veterinary treatment required. Price may vary at the discretion of the council.		
Rehoming of cats to the public	A	Y	Y	\$80.00 plus microchipping, registration, desexing costs and any other veterinary treatment required. Price may vary at the discretion of the council.		
Surrender of animal by owner	A	N	N	\$220.00	\$225.00	2.27%
Certificate of compliance for a dangerous dog enclosure (s.58H Companion Animals Act)	B	N	N	\$150.00	\$150.00	0.00%
Animal identification fee – processing of P1A forms	A	N	N	\$10.00	\$10.00	0.00%
Dangerous dog collars xlarge	A	Y	Y	\$75.00	\$78.00	4.00%
Dangerous dog collars large	A	Y	Y	\$70.00	\$73.00	4.29%
Dangerous dog collars medium	A	Y	Y	\$64.00	\$67.00	4.69%
Dangerous dog collars small	A	Y	Y	\$52.00	\$54.00	3.85%
Dangerous dog sign	A	Y	Y	\$58.00	\$60.00	3.45%
Veterinary/medical fees (where necessary)(may include vaccination, microchipping, desexing)	F	Y	N	Actual cost plus administration fee		
Administration fee	A	Y	N	\$135.00	\$140.00	3.70%

### Impounding Fees - Non-Companion Animals

Administration fee	A	N	N	\$135.00	\$140.00	3.70%
Walking or transporting an impounded animal to the Tamworth Regional Livestock Exchange (per head)	F	N	N	Actual cost plus administration fee		
Sustenance fee per day per impounded animal (per head)	A	N	N	\$31.00	\$32.00	3.23%
Veterinary fees where necessary	F	N	N	Actual cost plus administration fee		

### Paws for Life Animal Shelter and Boarding Kennels

Boarding fees	F	N	Y	\$23.00 per night for the first dog and \$20.00 per night for any other dog from the same household.		
Boarding fees - Dogs adopted from Paws For Life	F	N	Y	\$18.00 per night per dog.		

Name	Pricing Policy	CSO	GST	Year 25/26 Last YR Fee (incl. GST)	Year 26/27 Fee (incl. GST)	% Increase
------	----------------	-----	-----	--	----------------------------------	------------

### Consultancy Services

Consultancy	F	N	Y	Where council provides consulting services to external bodies, fees will be based on; Staff time plus full employee and corporate oncosts, associated other costs, plus an administration/contingency and profit margin.		
-------------	---	---	---	--	--	--

Name	Pricing Policy	CSO	GST	Year 25/26 Last YR Fee (incl. GST)	Year 26/27 Fee (incl. GST)	% Increase
------	----------------	-----	-----	------------------------------------	----------------------------	------------

### Customer Service Centre

Staff time per hour	F	N	Y	\$83.00	\$85.50	3.01%
Photocopying – (GIPAA documents / JP documents) per page	F	N	N	\$0.50	\$0.50	0.00%
Sewerage plan requested by plumbers	F	N	N	\$20.00	\$20.60	3.00%

Name	Pricing Policy	CSO	GST	Year 25/26 Last YR Fee (incl. GST)	Year 26/27 Fee (incl. GST)	% Increase
------	----------------	-----	-----	------------------------------------	----------------------------	------------

## Visitor Experience

Bookings processed through www.tamworthregion.com.au/visit/	F	N	Y	commission % per agreement		
---	---	---	---	----------------------------	--	--

## Events

### Call Out & Electrical Fees

Electrical call out fee - Monday to Friday 9am to 5pm	F	N	Y	\$250.00	\$250.00	0.00%
Electrical call out fee - out of hours, weekends, public holidays	F	N	Y	\$500.00	\$500.00	0.00%
Test & tag (per cable)	F	N	Y	\$0.00	\$5.50	∞

### Site Fees

3m x 3m area per event hour (rounded to event hour)	F	N	Y	\$20.00	\$20.00	0.00%
6m x 3m area per event hour (rounded to the hour)	F	N	Y	\$40.00	\$40.00	0.00%
6m plus x 3m area	F	N	Y	Price on application		
Site surcharge	F	Y	Y	\$55.00	\$55.00	0.00%

### Stall Hire

2.4m x 2.4m fete stall	F	N	Y	Costs + 10% plus GST		
3m x 3m structure	F	N	Y	Costs + 10% plus GST		
6m x 3m structure	F	N	Y	Costs + 10% plus GST		
Tables and chairs and block weights	F	N	Y	Costs + 10% plus GST		

## Electricity Requirements

### Accessing Onsite Power

Power 10/15 amp outlet	F	N	Y	\$22.00	\$25.00	13.64%
Power 3 phase	F	N	Y	\$66.00	\$70.00	6.06%
Power lead 10amp (20m)	F	N	Y	\$22.00	\$25.00	13.64%
Power lead 15amp (20m)	F	N	Y	\$45.00	\$50.00	11.11%

### Require Generator

Power outlet	F	N	Y	Price on application		
Fee for power outlets will depend on the number and size of generators to be hired						

### Infrastructure Hire

Fitzroy Street plaza PA system access - per day	F	N	Y	\$0.00	\$33.00	∞
Marquee hire - 3m x 3m	F	N	Y	\$50 per hire up to three days		

Note: A \$25 return delivery fee is applicable.

Stage panel - 1m x 1m	F	N	Y	\$30 per panel up to 48 hours/weekend hire		
-----------------------	---	---	---	--	--	--

Note: A \$25 return delivery fee is applicable.

Crowd control barrier – 1.2m h x 2.1m wide	F	N	Y	\$20 per panel		
--	---	---	---	----------------	--	--

Note: A delivery fee of cost plus 10% is applicable.

Name	Pricing Policy	CSO	GST	Year 25/26 Last YR Fee (incl. GST)	Year 26/27 Fee (incl. GST)	% Increase
------	----------------	-----	-----	------------------------------------	----------------------------	------------

### Infrastructure Hire [continued]

Crowd control barrier – over 500m	F	N	Y	Price on application		
Note: A delivery fee of cost plus 10% is applicable.						

### Graphic Design

Graphic designer per hour	F	N	Y	\$142.00	\$147.00	3.52%
---------------------------	---	---	---	----------	----------	-------

### Regional Event Support Marketing

#### Visitors Guide

Visitors Guide advertising	F	N	Y	The Visitors Guide publication is managed and operated as a commercial activity of the council. Fees and charges related to the services and advertising in the Visitors Guide are not published for reason that knowledge of the schedule of fees and charges would confer a commercial advantage on a competitor of the council. Fees and charges applicable will be provided to individual advertisers on application to the council. For certain events council will consider negotiating advertising and/or profit sharing arrangements based on standard industry commercial practice.		
----------------------------	---	---	---	--	--	--

### Visitor Information Centre

Multi-museum pass	A	N	Y	\$20.00	\$22.00	10.00%
A single pass that allows entry to Tamworth Powerstation Musuem, Country Music Wax Museum and National Guitar Museums', available from the Tamworth Visitor Information Centre.						
Museum entry fee	A	N	Y	\$10.00	\$10.00	0.00%
Museum entry fee (child)	C	Y	Y	\$0.00	\$4.00	∞
Museum entry fee (concession)	C	Y	Y	\$7.00	\$8.00	14.29%
Museum entry fee (group 10+)	C	Y	Y	\$0.00	\$7.00	∞

Name	Pricing Policy	CSO	GST	Year 25/26 Last YR Fee (incl. GST)	Year 26/27 Fee (incl. GST)	% Increase
------	----------------	-----	-----	--	----------------------------------	---------------

## Entertainment Venues

### Capitol Theatre

Ticketing – All ticketed events are to be ticketed through the Entertainment Venues Division and this is included in the hire agreement – price on application.

Capitol Theatre	F	N	Y	The Capitol Theatre is managed and operated as a commercial activity of the council. Fees and charges related to the services and hire of Capitol Theatre are not published for reason that knowledge of the schedule of fees and charges would confer a commercial advantage on a competitor of the council. Fees and charges applicable will be provided to individual hirers on application to the council. For certain events council will consider negotiating a hiring price and/or profit sharing arrangements based on standard industry commercial practice.		
-----------------	---	---	---	---	--	--

### Tamworth Regional Entertainment and Conference Centre (TRECC)

Ticketing – All ticketed events are to be ticketed through the Entertainment Venues Division and this is included in the hire agreement – price on application.

Tamworth Regional Entertainment and Conference Centre (TRECC)	F	N	Y	The Tamworth Regional Entertainment and Conference Centre (TRECC) is managed and operated as a commercial activity of the council. Fees and charges related to the services and hire of TRECC are not published as knowledge of the schedule of fees and charges would confer a commercial advantage on a competitor of the council. Fees and charges applicable will be provided to individual hirers on application to council. For certain events Council will consider negotiating a hiring price and/or profit sharing arrangements based on standard industry commercial practice.		
---	---	---	---	--	--	--

### The Australian Equine and Livestock Events Centre (AELEC)

Australian Equine and Livestock Events Centre (AELEC)	F	N	Y	The Australian Equine and Livestock Events Centre (AELEC) is managed and operated as a commercial activity of the council. Fees and charges for the use and hire of AELEC are not published for reason that knowledge of the schedule of fees and charges would confer a commercial advantage on a competitor of the council. Fees and charges applicable will be provided to individual hirers on application to the council. For certain events Council will consider negotiating a hiring price and/or profit sharing arrangements based on standard industry commercial practice.		
---	---	---	---	---	--	--

### Ticketing and Ticketed Event Marketing

Ticketing – All ticketed events are to be ticketed through the Entertainment Venues Division and this is included in the hire agreement – price on application.

Inside charge for ticketed event \$20.00 or less	A	N	Y	\$3.40	\$3.40	0.00%
--	---	---	---	--------	--------	-------

Name	Pricing Policy	CSO	GST	Year 25/26 Last YR Fee (incl. GST)	Year 26/27 Fee (incl. GST)	% Increase
------	----------------	-----	-----	------------------------------------	----------------------------	------------

### Ticketing and Ticketed Event Marketing [continued]

Inside charge for ticketed event \$20.01 – \$30.00	A	N	Y	\$4.50	\$4.50	0.00%
Inside charge for ticketed event \$30.01 – \$50.00	A	N	Y	\$5.00	\$5.00	0.00%
Inside charge for ticketed event \$50.01 – \$99.99	A	N	Y	\$5.50	\$5.50	0.00%
Inside charge for ticketed event \$100.00 and above	A	N	Y	\$6.00	\$6.00	0.00%
Inside charge for payment processing fee	A	N	Y	1.2% of ticket value		
Complimentary tickets – zero priced not for resale (limits apply)	A	N	Y	\$1.15	\$1.15	0.00%
Promoter tickets – zero priced not for resale (limits apply)	A	N	Y	\$1.15	\$1.15	0.00%
Consignment tickets – zero priced tickets for sale (limits apply)	A	N	Y	Full inside charge		
Changes to the event after on-sale date	A	N	Y	\$100.00	\$100.00	0.00%
Cancellation or reschedule of event after on sale – based on number of tickets sold: < 10 tickets (flat fee)	A	N	Y	\$100.00	\$100.00	0.00%
Cancellation or reschedule of event after on sale – based on number of tickets sold: 10 – 100 tickets (flat fee)	A	N	Y	\$220.00	\$220.00	0.00%
Cancellation or reschedule of event after on sale – based on number of tickets sold: 100+ tickets (per ticket)	A	N	Y	\$2.25	\$2.25	0.00%
Customer transaction fee – internet	A	N	Y	\$2.85	\$2.85	0.00%
Customer transaction fee – over the counter	A	N	Y	\$3.85	\$3.85	0.00%
Customer transaction fee – over the phone	A	N	Y	\$4.85	\$4.85	0.00%
Changes to existing floor plan	A	N	Y	\$95.00	\$95.00	0.00%
Non-council venues – box office operation includes set up, provision of float and operator - per hour - minimum 2 hour call	A	N	Y	\$68.00	\$68.00	0.00%
Lost ticket request/reprint (per ticket)	A	N	Y	\$5.50	\$5.50	0.00%
Standard mail tickets to customer (per transaction)	A	N	Y	\$3.95	\$3.95	0.00%
Mail tickets with tracking to customer (per transaction)	A	N	Y	\$6.60	\$6.60	0.00%
Express post tickets to customer (per transaction)	A	N	Y	\$16.50	\$16.50	0.00%
Printed ticket collected prior to event	A	N	Y	\$6.00	\$6.00	0.00%
SMS ticket delivery	A	N	Y	\$0.95	\$0.95	0.00%
Patron refund fee (per transaction)	A	N	Y	\$5.50	\$5.50	0.00%

### Tamworth War Memorial Town Hall - Full Complex

Ticketing – All ticketed events are to be ticketed through the Entertainment Venues Division and this is included in the hire agreement – price on application.

#### Commercial

Promoters of live entertainment, local organisation or business charging a fee, conferences or exhibitions. For live ticketed concerts - Base Fee or 11% of the NBO, whichever is the greater.

#### Monday to Friday

Monday to Friday – half day – 4.5 hours	A	N	Y	\$1,056.00	\$1,057.00	0.09%
Monday to Friday – full day – 9 hours	A	N	Y	\$1,986.00	\$1,987.00	0.05%
Monday to Friday hourly rate up to midnight	A	N	Y	\$236.00	\$237.00	0.42%
Monday to Friday hourly rate after midnight	A	N	Y	\$294.00	\$295.00	0.34%

Name	Pricing Policy	CSO	GST	Year 25/26 Last YR Fee (incl. GST)	Year 26/27 Fee (incl. GST)	% Increase
------	----------------	-----	-----	------------------------------------	----------------------------	------------

### Saturday

Saturday – half day – 4.5 hours	A	N	Y	\$1,159.00	\$1,160.00	0.09%
Saturday – full day – 9 hours	A	N	Y	\$2,185.00	\$2,186.00	0.05%
Saturday hourly rate up to midnight	A	N	Y	\$259.00	\$260.00	0.39%
Saturday hourly rate after midnight	A	N	Y	\$294.00	\$295.00	0.34%

### Sunday

Sunday – half day – 4.5 hours	A	N	Y	\$1,316.00	\$1,317.00	0.08%
Sunday – full day – 9 hours	A	N	Y	\$2,482.00	\$2,483.00	0.04%
Sunday hourly rate up to midnight	A	N	Y	\$294.00	\$295.00	0.34%
Sunday hourly rate after midnight	A	N	Y	\$294.00	\$295.00	0.34%

### Community

Local organisation or business, registered charities, universities, TAFE, private functions (weddings, parties) that are not charging a fee or schools charging a fee for entry/attendance.

The community hire fee is available to incorporated organisations, not-for-profit groups, community groups and registered charities. Eligibility is limited to organisations that are based in the Tamworth Regional Council local government area. Proof of Incorporation, ABN and registrations must be provided. In addition, not-for-profit groups and community groups must have a form of organisational permanence and not be operating for the profit or gain of its individual members.

### Monday to Friday

Monday to Friday – half day – 4.5 hours	A	Y	Y	\$744.00	\$745.00	0.13%
Monday to Friday – full day – 9 hours	A	Y	Y	\$991.00	\$992.00	0.10%
Monday to Friday hourly rate up to midnight	A	Y	Y	\$167.00	\$168.00	0.60%
Monday to Friday hourly rate after midnight	A	Y	Y	\$208.00	\$209.00	0.48%

### Saturday

Saturday – half day – 4.5 hours	A	Y	Y	\$818.00	\$819.00	0.12%
Saturday – full day – 9 hours	A	Y	Y	\$1,090.00	\$1,091.00	0.09%
Saturday hourly rate up to midnight	A	Y	Y	\$183.00	\$184.00	0.55%
Saturday hourly rate after midnight	A	Y	Y	\$208.00	\$209.00	0.48%

### Sunday

Sunday – half day – 4.5 hours	A	Y	Y	\$929.00	\$930.00	0.11%
Sunday – full day – 9 hours	A	Y	Y	\$1,238.00	\$1,239.00	0.08%
Sunday hourly rate up to midnight	A	Y	Y	\$208.00	\$209.00	0.48%
Sunday hourly rate after midnight	A	Y	Y	\$208.00	\$209.00	0.48%

### Schools Non-Commercial

This rate is available to all schools in the Tamworth Regional Council local government area.

### Monday to Friday

Monday to Friday – half day – 4.5 hours	A	Y	Y	\$516.00	\$517.00	0.19%
Monday to Friday – full day – 9 hours	A	Y	Y	\$687.00	\$688.00	0.15%
Monday to Friday hourly rate up to midnight	A	Y	Y	\$116.00	\$117.00	0.86%

Name	Pricing Policy	CSO	GST	Year 25/26 Last YR Fee (incl. GST)	Year 26/27 Fee (incl. GST)	% Increase
------	----------------	-----	-----	------------------------------------	----------------------------	------------

**Monday to Friday** [continued]

Monday to Friday hourly rate after midnight	A	Y	Y	\$145.00	\$146.00	0.69%
---	---	---	---	----------	----------	-------

**Saturday**

Saturday – half day – 4.5 hours	A	Y	Y	\$571.00	\$572.00	0.18%
Saturday – full day – 9 hours	A	Y	Y	\$757.00	\$758.00	0.13%
Saturday hourly rate up to midnight	A	Y	Y	\$128.00	\$129.00	0.78%
Saturday hourly rate after midnight	A	Y	Y	\$145.00	\$146.00	0.69%

**Sunday**

Sunday – half day – 4.5 hours	A	Y	Y	\$645.00	\$646.00	0.16%
Sunday – full day – 9 hours	A	Y	Y	\$859.00	\$860.00	0.12%
Sunday hourly rate up to midnight	A	Y	Y	\$145.00	\$146.00	0.69%
Sunday hourly rate after midnight	A	Y	Y	\$145.00	\$146.00	0.69%

**Tamworth War Memorial Town Hall - Passchendaele Room Only**

**Commercial**

Promoters of live entertainment, local organisation or business charging a fee, conferences or exhibitions. For live ticketed concerts - Base Fee or 11% of the NBO, whichever is the greater.

**Monday to Friday**

Monday to Friday – half day – 4.5 hours	A	N	Y	\$355.00	\$356.00	0.28%
Monday to Friday – full day – 9 hours	A	N	Y	\$708.00	\$709.00	0.14%
Monday to Friday hourly rate up to midnight	A	N	Y	\$102.00	\$103.00	0.98%
Monday to Friday hourly rate after midnight	A	N	Y	\$127.00	\$128.00	0.79%

**Saturday**

Saturday – half day – 4.5 hours	A	N	Y	\$391.00	\$392.00	0.26%
Saturday – full day – 9 hours	A	N	Y	\$779.00	\$780.00	0.13%
Saturday hourly rate up to midnight	A	N	Y	\$112.00	\$113.00	0.89%
Saturday hourly rate after midnight	A	N	Y	\$127.00	\$128.00	0.79%

**Sunday**

Sunday – half day – 4.5 hours	A	N	Y	\$444.00	\$445.00	0.23%
Sunday – full day – 9 hours	A	N	Y	\$885.00	\$886.00	0.11%
Sunday hourly rate up to midnight	A	N	Y	\$127.00	\$128.00	0.79%
Sunday hourly rate after midnight	A	N	Y	\$127.00	\$128.00	0.79%

**Community**

Local organisation or business, registered charities, universities, TAFE, private functions (weddings, parties) that are not charging a fee or schools charging a fee for entry/attendance.

The community hire fee is available to incorporated organisations, not-for-profit groups, community groups and registered charities. Eligibility is limited to organisations that are based in the Tamworth Regional Council local government area. Proof of Incorporation, ABN and registrations must be provided. In addition, not-for-profit groups and community groups must have a form of organisational permanence and not be operating for the profit or gain of its individual members.

Name	Pricing Policy	CSO	GST	Year 25/26 Last YR Fee (incl. GST)	Year 26/27 Fee (incl. GST)	% Increase
------	----------------	-----	-----	------------------------------------	----------------------------	------------

### Monday to Friday

Monday to Friday – half day – 4.5 hours	A	Y	Y	\$264.00	\$265.00	0.38%
Monday to Friday – full day – 9 hours	A	Y	Y	\$526.00	\$527.00	0.19%
Monday to Friday hourly rate up to midnight	A	Y	Y	\$78.00	\$79.00	1.28%
Monday to Friday hourly rate after midnight	A	Y	Y	\$98.00	\$99.00	1.02%

### Saturday

Saturday – half day – 4.5 hours	A	Y	Y	\$302.00	\$303.00	0.33%
Saturday – full day – 9 hours	A	Y	Y	\$602.00	\$603.00	0.17%
Saturday hourly rate up to midnight	A	Y	Y	\$87.00	\$88.00	1.15%
Saturday hourly rate after midnight	A	Y	Y	\$98.00	\$99.00	1.02%

### Sunday

Sunday – half day – 4.5 hours	A	Y	Y	\$329.00	\$330.00	0.30%
Sunday – full day – 9 hours	A	Y	Y	\$656.00	\$657.00	0.15%
Sunday hourly rate up to midnight	A	Y	Y	\$98.00	\$99.00	1.02%
Sunday hourly rate after midnight	A	Y	Y	\$98.00	\$99.00	1.02%

### Schools Non-Commercial

This rate is available to all schools in the Tamworth Regional Council local government area.

### Monday to Friday

Monday to Friday – half day – 4.5 hours	A	Y	Y	\$209.00	\$210.00	0.48%
Monday to Friday – full day – 9 hours	A	Y	Y	\$415.00	\$416.00	0.24%
Monday to Friday hourly rate up to midnight	A	Y	Y	\$59.00	\$60.00	1.69%
Monday to Friday hourly rate after midnight	A	Y	Y	\$73.00	\$74.00	1.37%

### Saturday

Saturday – half day – 4.5 hours	A	Y	Y	\$229.00	\$230.00	0.44%
Saturday – full day – 9 hours	A	Y	Y	\$467.00	\$468.00	0.21%
Saturday hourly rate up to midnight	A	Y	Y	\$65.00	\$66.00	1.54%
Saturday hourly rate after midnight	A	Y	Y	\$73.00	\$74.00	1.37%

### Sunday

Sunday – half day – 4.5 hours	A	Y	Y	\$261.00	\$262.00	0.38%
Sunday – full day – 9 hours	A	Y	Y	\$520.00	\$521.00	0.19%
Sunday hourly rate up to midnight	A	Y	Y	\$73.00	\$74.00	1.37%
Sunday hourly rate after midnight	A	Y	Y	\$73.00	\$74.00	1.37%

### Tamworth War Memorial Town Hall - Extras

Use of kitchen (flat fee per day)	A	N	Y	\$100.00	\$105.00	5.00%
Excess waste disposal (up to half a skip)	A	N	Y	\$100.00	\$105.00	5.00%
Additional cleaning fee (flat rate per hour)	A	N	Y	\$100.00	\$105.00	5.00%
Production services – lighting, sound and audio visual. The Entertainment Venues Division can supply full or part production requirement.	A	N	Y	Price on application		
Merchandising fee	A	N	Y	11.5% or \$125.00, whichever is greater		

Name	Pricing Policy	CSO	GST	Year 25/26 Last YR Fee (incl. GST)	Year 26/27 Fee (incl. GST)	% Increase
------	----------------	-----	-----	------------------------------------	----------------------------	------------

### Tamworth War Memorial Town Hall - Extras [continued]

Use of grand piano	A	N	Y	\$113.00	\$117.00	3.54%
Use of upright piano	A	N	Y	\$82.00	\$85.00	3.66%
Tuning of grand piano	A	N	Y	Price on application		
Minimum security deposit (at discretion of council's entertainment venues) (refundable)	A	N	N	25% of the initial estimated quote		

### The Lands Building

For further fees and charges applicable to these rooms, please refer to page 38 - Community Centre General Fees and Charges.

### Goonoo Goonoo Room, Nemingah Room, The Chamber Room

Meeting/ training per hour (capped at \$162 for up to 8 hours)	A	N	Y	\$27.00	\$28.10	4.07%
Commerical and private functions per hour (capped at \$294 for up to 8 hours)	A	N	Y	\$49.00	\$50.10	2.24%

Name	Pricing Policy	CSO	GST	Year 25/26 Last YR Fee (incl. GST)	Year 26/27 Fee (incl. GST)	% Increase
------	----------------	-----	-----	------------------------------------	----------------------------	------------

## GIS and Spatial Services (Subject to Licencing Agreements)

Geographic Information System (GIS)

### GIS Professional Services

GIS professional services per hour (1 hour minimum) Eg: spatial analysis, data manipulation, application development	F	N	N	\$267.00	\$275.00	3.00%
Spatial data extraction – Eg: esri.gdb, shapefile (electronic delivery, subject to licensing agreement)	F	N	N	Price on application		

### Printing Standard Maps and Plans

A0 (841mm x 1189mm) – first copy per sheet	F	N	N	\$27.00	\$28.00	3.70%
A1 (594mm x 841mm) – first copy per sheet	F	N	N	\$21.00	\$21.50	2.38%
A2 (420mm x 594mm) – first copy per sheet	F	N	N	\$16.00	\$16.50	3.13%
A3 (297mm x 420mm) – first copy per sheet	F	N	N	\$11.00	\$11.50	4.55%
A4 (210mm x 297mm) – first copy per sheet	F	N	N	\$8.00	\$8.00	0.00%
Subsequent copies per sheet	F	N	N	50% of first copy charge		
GIS standard maps and plans– electronic delivery (PDF) per file	F	N	N	\$21.00	\$21.50	2.38%

### Printing - Aerial Imagery and Non-Standard Maps

A0 (841mm x 1189mm) – first copy per sheet	F	N	N	\$58.50	\$60.50	3.42%
A1 (594mm x 841mm) – first copy per sheet	F	N	N	\$47.00	\$48.50	3.19%
A2 (420mm x 594mm) – first copy per sheet	F	N	N	\$35.00	\$36.00	2.86%
A3 (297mm x 420mm) – first copy per sheet	F	N	N	\$23.50	\$24.00	2.13%
A4 (210mm x 297mm) – first copy per sheet	F	N	N	\$12.00	\$12.50	4.17%
Subsequent copies per sheet	F	N	N	50% of first copy charge		
Maps – PDF only – per file	F	N	N	\$27.00	\$28.00	3.70%

### Aerial Imagery and LiDAR

Aerial imagery and LIDAR - site specific area within Tamworth Regional Council (based upon 1km2 tiled grid)	F	N	N	Price on application		
Model key points – per square kilometre (minimum 1 square kilometre) LAS format only	F	N	N	\$213.00	\$219.50	3.05%

Name	Pricing Policy	CSO	GST	Year 25/26 Last YR Fee (incl. GST)	Year 26/27 Fee (incl. GST)	% Increase
------	----------------	-----	-----	------------------------------------	----------------------------	------------

## Government Information (Public Access) Act 2009 Requests (GIPAA)

### Government Information (Public Access) Act 2009 Requests (GIPAA) - Formal

Formal access request – GIPAA (statutory application fee)	B	N	N	\$30.00	\$30.00	0.00%
Hourly processing fee - GIPAA application	B	N	N	\$30.00	\$30.00	0.00%
Formal access request - GIPAA - Internal review	B	N	N	\$40.00	\$40.00	0.00%
Subpoena research	B	N	N	\$30.00	\$30.00	0.00%

### Government Information (Public Access) Act 2009 Requests (GIPAA) - Informal

Property Information Requests - pre 1 July 2010 (DA Consents, Occupation Certificates, Plans etc)	F	N	N	\$225.00	\$240.00	6.67%
This fee includes 2 hours of processing. After 2 hours, a processing fee of \$75 per hour will be applicable.						
Property Information Requests - post 1 July 2010	B	N	N	\$0.00	\$0.00	0.00%

Name	Pricing Policy	CSO	GST	Year 25/26 Last YR Fee (incl. GST)	Year 26/27 Fee (incl. GST)	% Increase
------	----------------	-----	-----	--	----------------------------------	---------------

## Halls, Community Facilities and Meeting Rooms

### Kootingal

#### Kootingal Multifunction Centre

##### Kootingal Memorial Hall

Provision of access to hirer to enable set up (per day)	A	N	Y	\$42.00	\$42.00	0.00%
Hourly rate (up to 4 hours) for community not for profit organisations and community service providers	A	N	Y	\$15.00	\$15.00	0.00%
Hourly rate discount (up to 4 hours) applied for regular bookings by community not for profit organisations and community service providers - this discount does not apply to commercial users	A	N	Y	10%		
8.30am to 6.00pm	A	N	Y	\$105.00	\$105.00	0.00%
6.00pm to 2.00am	A	N	Y	\$157.00	\$157.00	0.00%
2.00am to 8.30am	A	N	Y	\$263.00	\$263.00	0.00%
Cleaning fee - applies to all bookings (only if additional cleaning is required)	A	N	Y	\$122.00	\$122.00	0.00%
Booking cancellation fee	A	N	Y	\$70.00	\$70.00	0.00%
Lost swipe/key or key	A	N	Y	\$56.00	\$56.00	0.00%
Bond (where alcohol will be provided at the event)	A	N	N	\$550.00	\$550.00	0.00%
Bond where alcohol will be provided at the event, through a liquor licence with accompanying security provided at the event	A	N	N	\$300.00	\$300.00	0.00%
Service charge after midnight (per hour)	A	N	Y	\$70.00	\$70.00	0.00%

##### Library Meeting Room

Commercial use (per hour)	A	N	Y	\$15.00	\$15.00	0.00%
Library use	C	N	Y	No charge		
Use for presenting educational programs to the public free of charge	C	N	Y	No charge		
Not for profit and community groups	C	N	Y	No charge		

### Manilla

All charges include electricity

#### Town Hall

Set up (per day)	A	N	Y	\$42.00	\$42.00	0.00%
Hourly rate (up to 4 hours)	A	N	Y	\$15.00	\$15.00	0.00%
8:30am to 6pm	A	N	Y	\$105.00	\$105.00	0.00%
6:00pm to 2am	A	N	Y	\$157.00	\$157.00	0.00%
8:30am to 2am	A	N	Y	\$263.00	\$263.00	0.00%
Cleaning fee	A	N	Y	\$127.00	\$131.00	3.15%

#### Small Town Hall

Set up (per day)	A	N	Y	\$42.00	\$42.00	0.00%
Hourly rate (up to 4 hours)	A	N	Y	\$15.00	\$15.00	0.00%
8:30am to 6pm	A	N	Y	\$110.00	\$110.00	0.00%
6:00pm to 2am	A	N	Y	\$164.00	\$164.00	0.00%
8:30am to 2am	A	N	Y	\$275.00	\$275.00	0.00%

Name	Pricing Policy	CSO	GST	Year 25/26 Last YR Fee (incl. GST)	Year 26/27 Fee (incl. GST)	% Increase
------	----------------	-----	-----	------------------------------------	----------------------------	------------

### Small Town Hall [continued]

Cleaning fee	A	N	Y	\$127.00	\$131.00	3.15%
Manilla community group meetings	A	Y	Y	No Charge		

### Town Hall and Small Town Hall Together

Set up (per day)	A	N	Y	\$94.00	\$94.00	0.00%
Whole complex (8:30am to 6pm)	A	N	Y	\$219.00	\$219.00	0.00%
Whole complex (6pm to 2am)	A	N	Y	\$304.00	\$304.00	0.00%
Whole complex (8:30am to 2am)	A	N	Y	\$429.00	\$429.00	0.00%
Cleaning fee	A	N	Y	\$188.00	\$194.00	3.19%
Commercial non-residential retailers (per day)	A	N	Y	\$1,140.00	\$1,176.00	3.16%

### Town Hall and Small Town Hall Miscellaneous

After hours opening fee	A	N	Y	\$70.00	\$72.00	2.86%
Booking cancellation fee	A	N	Y	\$70.00	\$72.00	2.86%
Lost key replacement (per key)	A	N	Y	\$54.00	\$56.00	3.70%
Bond (where alcohol will be provided at the event)	A	N	N	\$525.00	\$550.00	4.76%
Bond where alcohol will be provided at the event, through a liquor licence with accompanying security provided at event	A	N	N	\$270.00	\$300.00	11.11%

### Meeting Room Hire

Manilla community group meetings	A	Y	Y	No Charge		
Hire per every three hours or part thereof	A	Y	Y	\$50.00	\$50.00	0.00%

### Louis Johnson House

Manilla community group meetings	A	Y	Y	No Charge		
Other users – per meeting	A	Y	Y	\$18.00	\$19.00	5.56%

### Public Hall – Under Delegated Control of Section 355 Committees

Refer to [Section 355 Committees | Tamworth Regional Council](#). Section 355 Committees make recommendation to Council during July to September annually on their proposed schedule of fees and charges, the fee/charge is subject to endorsement by Council.

Hall hire – fee/charge (under control of the relevant Section 355 Committee)	A	Y	Y	on application to relevant committee		
Hall hire bond – fee/charge (under control of the relevant Section 355 Committee)	A	N	N	on application to relevant committee		

### S355 Venue Hire – Hygiene Clean Post Event Hire

Amenities per clean	F	N	Y	On application - actual charge under current contractual engagement.		
Hall/facility (inclusive of all rooms) per clean	F	N	Y	On application - actual charge under current contractual engagement.		

Name	Pricing Policy	CSO	GST	Year 25/26 Last YR Fee (incl. GST)	Year 26/27 Fee (incl. GST)	% Increase
------	----------------	-----	-----	------------------------------------	----------------------------	------------

## Tamworth

### Community Centre

#### General Fees and Charges

Fees and Charges are also applicable for the Lands Building.

Cleaning fee – applies to all bookings (only if additional cleaning is required)	A	N	Y	\$62.00	\$63.00	1.61%
Booking cancellation fee (less than 48 hours' notice)	A	N	Y	\$47.00	\$48.00	2.13%
A security deposit will apply for all categories. All fees for these categories are paid in advance of use. A security deposit may also be requested on events under other categories as determined by council staff.	A	N	Y	\$370.00	\$371.00	0.27%
Commercial performance event fee	F	N	Y	Base fee \$650 venue hire per session or 12% of gross box office less ticketing fees, whichever is greater – (includes production and operator); on case by case commercial and in-confidence arrangement		
Service charge after midnight (per hour)	A	N	Y	\$68.00	\$69.00	1.47%
Security rates after hours to open and close – Saturday and Sunday (per visit security staff)	A	N	Y	\$62.00	\$64.00	3.23%
Black and white photocopying (per copy / per side)	F	N	Y	\$0.25	\$0.25	0.00%
TV on stand or data projector hire	F	N	Y	\$56.00	\$57.00	1.79%
Tea, coffee, sugar (note: milk and food not provided) – School Room/Barracks	F	N	Y	\$14.00	\$16.00	14.29%
Tea, coffee, sugar (note: milk and food not provided) – Britten Room	F	N	Y	\$18.00	\$19.00	5.56%
Tea, coffee, sugar (note: milk and food not provided) – Heritage Room	F	N	Y	\$29.00	\$30.00	3.45%
Tablecloths - per cloth	F	N	Y	\$8.50	\$9.60	12.94%

#### School Room / Oxley Room

Meetings/training per hour (capped at \$162 for up to 8 hours)	A	Y	Y	\$27.00	\$28.00	3.70%
Commercial and private functions per hour (capped at \$294 for up to 8 hours)	A	N	Y	\$49.00	\$50.00	2.04%

#### Britten Room

Meetings/training per hour (capped at \$228 for up to 8 hours)	A	Y	Y	\$38.00	\$39.00	2.63%
Charitable or not for profit organisations functions - per hour (capped at \$264 for up to 8 hours)	A	Y	Y	\$44.00	\$45.00	2.27%
Private functions - per hour (capped at \$480 for up to 8 hours)	A	N	Y	\$80.00	\$81.00	1.25%

#### Heritage Room

Meetings/training per hour (capped at \$294 for up to 8 hours)	A	Y	Y	\$49.00	\$50.00	2.04%
Community performance event fee (flat fee - up to 5 hours)	A	N	Y	\$165.00	\$166.10	0.67%
Charitable or not for profit organisations functions per hour (capped at \$420 for up to 8 hours)	A	Y	Y	\$70.00	\$71.00	1.43%
Private functions per hour (capped at \$540 for up to 8 hours)	A	N	Y	\$90.00	\$90.00	0.00%

Name	Pricing Policy	CSO	GST	Year 25/26 Last YR Fee (incl. GST)	Year 26/27 Fee (incl. GST)	% Increase
------	----------------	-----	-----	------------------------------------	----------------------------	------------

### Foyer

Flat fee	A	N	Y	\$100.00	\$101.00	1.00%
----------	---	---	---	----------	----------	-------

### Parade Ground

Flat fee	A	N	Y	\$155.00	\$156.00	0.65%
----------	---	---	---	----------	----------	-------

### Regional Youth Centre

Tamworth Regional Youth Centre is an alcohol free zone (including all events).

### Grub Hub

The Grub Hub may from time to time offer various food menu items for sale. Prices for these items will be advertised at the time of sale.

### Auditorium

Capacity 200 people - Events with over 100pax will be subject to an Event Manager fee per hours for event Bump-in and Bump-out.

Community per hour	A	Y	Y	\$41.00	\$43.00	4.88%
Community per day	A	Y	Y	\$280.00	\$291.00	3.93%
Commercial per hour	A	N	Y	\$131.00	\$136.00	3.82%
Commercial per day	A	N	Y	\$847.00	\$879.00	3.78%
Kitchen	A	N	Y	Price on application		
Venue event manager per hour - \$46 per hour (subject to weekend penalty rates)	A	Y	Y	\$48.80	\$51.00	4.51%

### Consulting Rooms

4 rooms available - 11m<sup>2</sup>, the rates displayed are for 1 room booking at a time.

### Education Rooms

2 rooms available - 50m<sup>2</sup>, the rates displayed are for 1 room booking at a time.

Community per hour	A	Y	Y	\$18.00	\$19.00	5.56%
Community per day	A	Y	Y	\$83.00	\$86.00	3.61%
Commercial per hour	A	N	Y	\$60.00	\$62.00	3.33%
Commercial per day	A	N	Y	\$293.00	\$304.00	3.75%

### Large Office

1 room available - 37.5m<sup>2</sup>.

Community per hour	A	Y	Y	\$15.00	\$16.00	6.67%
Community per day	A	Y	Y	\$74.00	\$77.00	4.05%
Commercial per hour	A	N	Y	\$46.00	\$48.00	4.35%
Commercial per day	A	N	Y	\$228.00	\$237.00	3.95%

### Offices

8 rooms available - 11m<sup>2</sup>, the rates displayed are for 1 room booking at a time.

Community per day	A	Y	Y	\$57.00	\$59.00	3.51%
Community per hour	A	Y	Y	\$9.00	\$9.50	5.56%
Commercial per day	A	N	Y	\$143.00	\$148.00	3.50%

Name	Pricing Policy	CSO	GST	Year 25/26 Last YR Fee (incl. GST)	Year 26/27 Fee (incl. GST)	% Increase
<b>Offices</b> [continued]						
Commercial per hour	A	N	Y	\$20.00	\$21.00	5.00%
<b>Miscellaneous</b>						
Facilitated program - hourly rate	A	N	Y	\$37.50	\$39.00	4.00%
Facilitated program - half day	A	N	Y	\$117.50	\$122.00	3.83%
Facilitated program - full day	A	N	Y	\$235.50	\$244.50	3.82%
Facilitated program - community/schools non-commercial per hour	A	N	Y	\$82.00	\$86.00	4.88%
Facilitated program - commercial per hour	A	N	Y	\$210.00	\$218.00	3.81%
Meeting room (per hour)	A	Y	Y	\$17.50	\$18.00	2.86%
Black and white photocopying and printing (per copy/per side)	A	Y	Y	\$0.50	\$0.50	0.00%
Cleaning fee	A	Y	Y	\$55.00	\$57.00	3.64%
Data projector (per booking)	A	Y	Y	\$40.00	\$42.00	5.00%
BBQ hire (per day)	A	Y	Y	\$24.00	\$25.00	4.17%
Tea, coffee, sugar for up to 30 pax (note: milk and food not provided) – Education Room	A	N	Y	\$72.00	\$75.00	4.17%
Tea, coffee, sugar for up to 100 pax (note: milk and food not provided) – Auditorium	A	N	Y	\$128.00	\$133.00	3.91%
Sound and lighting	A	Y	Y	Price on application		
Rehearsal fee (stage/control room) (per hour)	A	Y	Y	\$9.00	\$9.50	5.56%
Recording fee	A	Y	Y	Price on application		
Bond (can be added at Tamworth Regional Council discretion)	A	Y	Y	\$300.00	\$300.00	0.00%
Security rates before or after operational hours (12pm - 7pm) to open or close (per visit)	A	Y	Y	\$49.00	\$50.00	2.04%
Security rates before or after operational hours (12pm - 7pm) to open or close - Saturday and Sunday (per visit)	A	Y	Y	\$98.00	\$99.00	1.02%

Name	Pricing Policy	CSO	GST	Year 25/26 Last YR Fee (incl. GST)	Year 26/27 Fee (incl. GST)	% Increase
------	----------------	-----	-----	------------------------------------	----------------------------	------------

### Legal Costs

Legal costs (as per council policy)	F	N	Y	Proponent to pay all costs		
-------------------------------------	---	---	---	----------------------------	--	--

Name	Pricing Policy	CSO	GST	Year 25/26 Last YR Fee (incl. GST)	Year 26/27 Fee (incl. GST)	% Increase
------	----------------	-----	-----	--	----------------------------------	---------------

## Library, Gallery and Museum

### Gallery

Additional fees apply for hire of the Gallery on weekends and public holidays.  
Penalty rates are 25% for Saturdays and 50% increase for Sundays and public holidays.

Community / schools non-commercial per hour	A	Y	Y	\$95.00	\$95.00	0.00%
Commercial per hour	A	N	Y	\$115.00	\$115.00	0.00%

### Gallery Shop

Commission on exhibition sales	F	N	Y	Commercial commission of 30% on all works sold during the exhibition period		
Friends of the Gallery discount	E	N	Y	Retail price less 10%		

### Art Studio / Workshop

Groups (arts related) – hourly rate	A	Y	Y	\$35.00	\$35.00	0.00%
Groups (arts related) – half day	A	Y	Y	\$80.00	\$80.00	0.00%
Groups (arts related) – full day	A	N	Y	\$140.00	\$140.00	0.00%

### All Libraries

Tamworth libraries may from time to time offer retail products for sale. Prices for these items will be advertised at the time of sale.

Library laminating A3	F	N	Y	\$6.00	\$6.00	0.00%
Library laminating A4	F	N	Y	\$5.00	\$5.00	0.00%
Lost membership card (CNRL)	F	N	N	\$5.00	\$5.00	0.00%
Replacement of lost item (CNRL)	F	N	N	Purchase cost plus processing cost of \$11.00		
Interlibrary loan from State Library of NSW or other non-charging NSW Public Libraries	F	Y	Y	\$0.00	\$0.00	0.00%
Interlibrary loan - (Standard) ILRS Code - includes postage	F	Y	Y	\$33.60	\$33.60	0.00%
Interlibrary loan - (standard electronic copy - up to 25 pages) ILRS Code	F	Y	Y	\$21.80	\$21.80	0.00%
Interlibrary loan - (rush) ILRS Code - includes postage	F	Y	Y	\$61.30	\$61.30	0.00%
Interlibrary loan - (rush electronic copy - up to 25 pages) ILRS Code	F	Y	Y	\$43.50	\$43.50	0.00%
Colour photocopying (per A4 copy)	F	N	Y	\$1.20	\$1.20	0.00%
Colour photocopying (per A3 page)	F	N	Y	\$2.40	\$2.40	0.00%
Black and white photocopying (per copy / per side)	F	N	Y	\$0.20	\$0.20	0.00%
PC black and white printing (per page)	F	N	Y	\$0.20	\$0.20	0.00%
Colour printing (per A4 page)	F	N	Y	\$1.20	\$1.20	0.00%
Colour printing (per A3 page)	F	N	Y	\$2.40	\$2.40	0.00%
3D printing (use of machine per hour)	F	N	Y	\$3.00	\$3.00	0.00%
USB memory stick	F	N	Y	Cost +5%		
Disposable earphones	F	N	Y	Cost +5%		

### Powerstation Museum

Multi-museum pass	A	N	Y	\$20.00	\$22.00	10.00%
-------------------	---	---	---	---------	---------	--------

A single pass that allows entry to Tamworth Powerstation Museum, Country Music Wax Museum and National Guitar Museums<sup>1</sup>, available from the Tamworth Visitor Information Centre.

Name	Pricing Policy	CSO	GST	Year 25/26 Last YR Fee (incl. GST)	Year 26/27 Fee (incl. GST)	% Increase
------	----------------	-----	-----	------------------------------------	----------------------------	------------

**Powerstation Museum** [continued]

Entry fee – adult	A	Y	Y	\$7.00	\$7.00	0.00%
Entry fee (child)	C	Y	Y	\$0.00	\$3.00	∞
Entry per person (concession - students and pensioners)	A	Y	Y	\$5.00	\$5.00	0.00%
Entry fee (group 10+)	C	Y	Y	\$0.00	\$4.00	∞

**Australian Country Music Hall of Fame**

Entry fee - adult - per person	A	Y	Y	\$10.00	\$10.00	0.00%
Multi-museum pass	A	N	Y	\$20.00	\$22.00	10.00%

A single pass that allows entry to Tamworth Powerstation Museum, Country Music Wax Museum and National Guitar Museums', available from the Tamworth Visitor Information Centre.

Entry fee – concession	A	Y	Y	\$7.00	\$8.00	14.29%
Museum entry fee (child)	C	N	Y	\$0.00	\$4.00	∞
Museum entry fee (group 10+)	C	N	Y	\$0.00	\$7.00	∞

Name	Pricing Policy	CSO	GST	Year 25/26 Last YR Fee (incl. GST)	Year 26/27 Fee (incl. GST)	% Increase
------	----------------	-----	-----	------------------------------------	----------------------------	------------

## Northern Inland Centre Sporting Excellence (NICSE)

Tamworth Regional Council reserves the right to charge hirers/users for any costs associated with restoring a venue to its pre-booking state, if deemed necessary by staff.

### Regional Athletics Centre

Booking administration fee	F	N	Y	\$54.00	\$56.00	3.70%
Hourly venue hire (exclusive use of entire facility)	C	Y	Y	\$117.00	\$121.00	3.42%
Full day venue hire (exclusive use of entire facility)	C	Y	Y	\$820.00	\$845.00	3.05%
Half day venue hire (exclusive use of entire facility)	C	Y	Y	\$470.00	\$485.00	3.19%
Individual day entry pass	C	Y	Y	\$5.00	\$5.00	0.00%
Annual pass - adult	C	Y	Y	\$129.00	\$133.00	3.10%
Annual pass - child	C	Y	Y	\$88.00	\$91.00	3.41%
Annual pass - family	C	Y	Y	\$294.00	\$303.00	3.06%
6 month pass - adult	C	Y	Y	\$82.00	\$85.00	3.66%
6 month pass - child	C	Y	Y	\$53.00	\$55.00	3.77%
6 month pass - family	C	Y	Y	\$199.00	\$205.00	3.02%
Spectator	C	Y	Y	\$0.00	\$0.00	0.00%
Athletics centre lighting - circuit/switch 1 (100lux) per hour	C	Y	Y	\$19.00	\$19.60	3.16%
Athletics centre lighting - circuit/switch 2 (200lux) per hour	C	Y	Y	\$36.00	\$37.16	3.22%

### Regional Cycling Centre

Booking administration fee	F	N	Y	\$54.00	\$56.00	3.70%
Velodrome track and facilities - hourly venue hire (exclusive use of velodrome track and facilities)	E	Y	Y	\$70.00	\$72.00	2.86%
Velodrome track and facilities - full day venue hire (exclusive use of velodrome track and facilities)	E	Y	Y	\$705.00	\$728.00	3.26%
Velodrome track and facilities - half day venue hire (exclusive use of velodrome track and facilities)	E	Y	Y	\$410.00	\$423.00	3.17%
Criterion track - hourly track hire (exclusive use of criterium track)	E	Y	Y	\$70.00	\$72.00	2.86%
Criterion track - full day venue hire (exclusive use of criterium track)	E	Y	Y	\$294.00	\$303.00	3.06%
Criterion track - half day venue hire (exclusive use of criterium track)	E	Y	Y	\$176.00	\$182.00	3.41%
Cycling centre lighting - circuit/switch 1 (100lux) per hour	C	Y	Y	\$9.03	\$9.32	3.21%
Cycling centre lighting - circuit/switch 2 (300lux) per hour	C	Y	Y	\$24.85	\$25.64	3.18%

### Tamworth Sports Dome

The Tamworth Sports Dome is managed and operated as a commercial activity of the Tamworth Regional Council.

Booking administration fee	F	N	Y	\$54.00	\$56.00	3.70%
Meeting Room - per hour	F	N	Y	\$15.00	\$15.50	3.33%
NICSE Program/instructor	F	N	Y	Price on application		
Resident sport training rate - per court per hour	F	N	Y	\$54.00	\$56.00	3.70%
Outdoor court rate – per court per hour	F	N	Y	\$18.00	\$18.50	2.78%
Indoor court weekday rate – per court per hour	F	N	Y	\$65.00	\$67.00	3.08%

Name	Pricing Policy	CSO	GST	Year 25/26 Last YR Fee (incl. GST)	Year 26/27 Fee (incl. GST)	% Increase
------	----------------	-----	-----	--	----------------------------------	---------------

**Tamworth Sports Dome** [continued]

Indoor court weekend rate – per court per hour	F	N	Y	\$77.00	\$79.00	2.60%
Casual user (non exclusive, per person)	F	N	Y	\$5.00	\$5.00	0.00%
Casual user - multi pass 10 visits	F	N	Y	\$0.00	\$45.00	∞
Casual user - multi pass 20 visits	F	N	Y	\$0.00	\$85.00	∞
Spectator entry	F	Y	Y	\$0.00	\$0.00	0.00%
Disabled carer	F	Y	Y	\$0.00	\$0.00	0.00%
Outdoor court lighting - circuit/switch 1 - per hour	F	N	Y	\$3.39	\$3.50	3.24%
Outdoor court lighting - circuit/switch 2 - per hour	F	N	Y	\$3.39	\$3.50	3.24%
Outdoor court lighting - circuit/switch 3 - per hour	F	N	Y	\$3.39	\$3.50	3.24%
Outdoor court lighting - circuit/switch 4 - per hour	F	N	Y	\$3.39	\$3.50	3.24%
Outdoor court lighting - circuit/switch 5 - per hour	F	N	Y	\$3.39	\$3.50	3.24%
Outdoor court lighting - circuit/switch 6 - per hour	F	N	Y	\$3.39	\$3.50	3.24%
Outdoor court lighting - circuit/switch 7 - per hour	F	N	Y	\$3.39	\$3.50	3.24%
Outdoor court lighting - circuit/switch 8 - per hour	F	N	Y	\$3.39	\$3.50	3.24%

Name	Pricing Policy	CSO	GST	Year 25/26 Last YR Fee (incl. GST)	Year 26/27 Fee (incl. GST)	% Increase
------	----------------	-----	-----	--	----------------------------------	---------------

### Nundle Common

Cattle – 10 months per head per week	A	N	Y	\$3.30	\$3.30	0.00%
Horses – 10 months per head per week	A	N	Y	\$3.30	\$3.30	0.00%
Loading fees – per head	A	N	Y	\$2.30	\$2.30	0.00%
Opening fee – for cattle yards	A	N	Y	\$10.50	\$10.50	0.00%
Application to enrol as a commoner	A	N	Y	\$55.00	\$55.00	0.00%
For notice of appeal to a local land board against refusal of application for enrolment	A	N	Y	\$50.00	\$50.00	0.00%

Name	Pricing Policy	CSO	GST	Year 25/26 Last YR Fee (incl. GST)	Year 26/27 Fee (incl. GST)	% Increase
------	----------------	-----	-----	------------------------------------	----------------------------	------------

## Parks, Reserves and Recreation Facilities

Tamworth Regional Council reserves the right to charge hirers/users for any costs associated with restoring a venue to its pre-booking state, if deemed necessary by staff.

All charges include electricity (where applicable).

### Attunga Tennis Courts

Booking administration fee	F	N	Y	\$54.00	\$56.00	3.70%
Clubhouse hire (per event)	C	Y	Y	\$29.00	\$30.00	3.45%
Court hire (per hour per court)	C	Y	Y	\$11.00	\$12.00	9.09%
Court hire with lights (per hour per court)	C	Y	Y	\$12.50	\$13.00	4.00%

### Barraba Bicentennial Centre

Booking administration fee	F	N	Y	\$54.00	\$56.00	3.70%
Per hour	A	Y	Y	\$34.00	\$35.00	2.94%
Per day	A	Y	Y	\$127.00	\$131.00	3.15%

### Barraba Tennis Courts

Barraba Tennis Club - court hire (per hour per court)	C	Y	Y	\$7.50	\$7.50	0.00%
Barraba Tennis Club - court hire with lights (per hour per court)	C	Y	Y	\$9.50	\$10.00	5.26%
Booking administration fee	F	N	Y	\$54.00	\$56.00	3.70%
Community - clubhouse hire (per event)	C	Y	Y	\$29.00	\$30.00	3.45%
Community - court hire (per hour per court)	C	Y	Y	\$11.00	\$12.00	9.09%
Community - court hire with lights (per hour per court)	C	Y	Y	\$12.50	\$13.00	4.00%

### Camp Grounds

Booking administration fee	F	N	Y	\$54.00	\$56.00	3.70%
Split Rock Dam - camping per night / per powered site	F	N	Y	\$31.00	\$32.00	3.23%
Split Rock Dam - camping per night - unpowered site	F	N	Y	\$19.00	\$20.00	5.26%
Split Rock Dam - day pass per vehicle	F	N	Y	\$15.00	\$16.00	6.67%
Woolomin Riverside Park - camping per night / per powered site	F	N	Y	\$15.00	\$16.00	6.67%

### Parks and Reserves

All charges include electricity (where applicable)

Booking administration fee	F	N	Y	\$54.00	\$56.00	3.70%
Cross country events (per venue, per day)	F	N	Y	\$163.00	\$168.00	3.07%
Event bump in/out - half day	A	N	Y	\$59.00	\$61.00	3.39%
Event bump in/out - full day	A	N	Y	\$117.00	\$121.00	3.42%
Event stand down – per hour - Up to a maximum of 12 hours	A	N	Y	\$5.00	\$10.00	100.00%
Fitness training (commercial only) per park, sports field or reserve, per hour	A	N	Y	\$7.00	\$7.00	0.00%
Commercial – per hour	F	N	Y	\$65.00	\$67.00	3.08%
Commercial - per day	F	N	Y	\$452.00	\$466.00	3.10%
Community organisations/private (per hour) – includes farmers markets as approved by council	C	Y	Y	\$20.00	\$21.00	5.00%

Name	Pricing Policy	CSO	GST	Year 25/26 Last YR Fee (incl. GST)	Year 26/27 Fee (incl. GST)	% Increase
------	----------------	-----	-----	------------------------------------	----------------------------	------------

### Parks and Reserves [continued]

Botanic Gardens or Marsupial Park Guided Tours	F	N	Y	Price on application.		
Oxley Lookout - exclusive use for a significant event per day	F	N	Y	\$1,416.00	\$1,461.00	3.18%

Note: May require road closures which could include additional fees and requires separate approval – refer to Traffic Management for Road Closures [www.tamworth.nsw.gov.au/explore/getting-around/roads-in-the-region/traffic-management-for-special-events](http://www.tamworth.nsw.gov.au/explore/getting-around/roads-in-the-region/traffic-management-for-special-events)

### Recreation and Show Grounds

Tamworth Regional Council reserves the right to charge hirers/users for any costs associated with restoring a venue to its pre-booking state, if deemed necessary by staff.

Booking administration fee	F	N	Y	\$54.00	\$56.00	3.70%
Ground hire (per day)	A	Y	Y	\$72.00	\$74.00	2.78%
Light charges (per night)	A	N	Y	\$22.00	\$23.00	4.55%
Kiosk hire (if applicable) per day	A	Y	Y	\$40.00	\$41.00	2.50%

Name	Pricing Policy	CSO	GST	Year 25/26 Last YR Fee (incl. GST)	Year 26/27 Fee (incl. GST)	% Increase
------	----------------	-----	-----	--	----------------------------------	---------------

## Planning, Building and Development

### Development

#### Design Review Panel

Referral to a design review panel for prelodgement advice /development application / modification application	B	N	N	As per statutory fees in accordance with Schedule 4 (Item 3.4 or Item 4.8) of the Environmental Planning and Assessment Regulation 2021 refer Cl. 256		
---	---	---	---	---	--	--

#### Preliminary Development Advice

Initial development application meeting - Local and Regional Development Only	A	N	Y	\$0.00	\$0.00	0.00%
State significant development applications – preliminary advice meeting	A	N	Y	\$0.00	\$750.00	∞
Follow up meetings after initial meeting regarding the same development - Local, Regional and State Significant Developments	A	N	Y	\$515.00	\$530.00	2.91%
Dwelling permissibility and other development less than \$500,000 (written advice)	A	N	Y	\$360.00	\$370.00	2.78%
Urgency fee for turnaround in five working days (dwelling permissibility only), additional to base fee	A	N	Y	\$250.00	\$258.00	3.20%
All other development \$500,000 and over (written advice)	A	N	Y	\$710.00	\$730.00	2.82%

#### Development Applications

Development application fees (all)	B	N	N	As per statutory fees in accordance with Schedule 4 (Item 2.1) of the Environmental Planning and Assessment Regulation 2021 refer Cl. 256		
Advertising structures	B	N	N	As per statutory fees in accordance with Schedule 4 (Item 2.2) of the Environmental Planning and Assessment Regulation 2021 refer Cl. 256		
Dwellings having an estimated construction cost of \$100,000 or less	B	N	N	As per statutory fees in accordance with Schedule 4 (Item 2.3) of the Environmental Planning and Assessment Regulation 2021 refer Cl. 256		
Development application for development not involving the erection of a building, the carrying out of a work, the subdivision of land or the demolition of a work or building	B	N	N	As per statutory fees in accordance with Schedule 4 (Item 2.7) of the Environmental Planning and Assessment Regulation 2021 refer Cl. 256		

Note: Relates to proposals involving the occupation of vacant premises built on a speculative basis, or the change of use of existing premises requiring council's consent (where no building works are involved)

#### Designated Development

Additional fee for development application for designated development	B	N	N	As per statutory fees in accordance with Schedule 4 (Item 3.3) of the Environmental Planning and Assessment Regulation 2021 refer Cl. 256		
Giving of notice for designated development	B	N	N	As per statutory fees in accordance with Schedule 4 (Item 3.5) of the Environmental Planning and Assessment Regulation 2021 refer Cl. 256		

Name	Pricing Policy	CSO	GST	Year 25/26 Last YR Fee (incl. GST)	Year 26/27 Fee (incl. GST)	% Increase
------	----------------	-----	-----	------------------------------------	----------------------------	------------

### Bushfire Assessment

Per Rural Fire Service bushfire mapping. Vegetation Category 1 is considered to be the highest risk for bush fire. Vegetation Category 2 is considered to be lower bush fire risk than Category 1 and Category 3.

Development application assessment fee including inspection fee - vegetation category 1, 2 and 3	F	N	Y	\$435.00	\$450.00	3.45%
BAL certificate	F	N	Y	\$435.00	\$450.00	3.45%

### Subdivisions and Strata Subdivisions

Applications shall be accompanied by a base fee plus a fee for each allotment to be created by the subdivision.

New road	B	N	N	As per statutory fees in accordance with Schedule 4 (Item 2.4) of the Environmental Planning and Assessment Regulation 2021 refer Cl. 256		
No new road	B	N	N	As per statutory scale of fees in accordance with Schedule 4 (Item 2.5) of the Environmental Planning and Assessment Regulation 2021 refer Cl. 256		
Strata subdivision	B	N	N	As per statutory fees in accordance with Schedule 4 (Item 2.6) of the Environmental Planning and Assessment Regulation 2021 refer Cl. 256		

### Integrated Development

Integrated development additional fee for each approval body	B	N	N	As per statutory fees in accordance with Schedule 4 (Item 3.1) of the Environmental Planning and Assessment Regulation 2021 refer Cl. 256		
Integrated development fee/concurrence fee	B	N	N	As per statutory fees in accordance with Schedule 4 (Item 3.2) of the Environmental Planning and Assessment Regulation 2021 refer Cl. 256		

### Advertising and Notification

Giving of notice for nominated integrated development, threatened species development or Class 1 aquaculture development	B	N	N	As per statutory fees in accordance with Schedule 4 (Item 3.6) of the Environmental Planning and Assessment Regulation 2021 refer Cl. 256		
Giving of notice for prohibited development	B	N	N	As per statutory fees in accordance with Schedule 4 (Item 3.7) of the Environmental Planning and Assessment Regulation 2021 refer Cl. 256		
Advertising/notification where required under Section 4.55 (2) or 4.56 (1)	B	N	N	See DA notification and or advertising fees		

### Advertising and Notification in Accordance with Council Policy

Development application public exhibition (greater than 10 resident letters)	B	N	N	\$275.00	\$285.00	3.64%
Development application public exhibition (10 or less resident letters)	B	N	N	\$160.00	\$165.00	3.13%

Name	Pricing Policy	CSO	GST	Year 25/26 Last YR Fee (incl. GST)	Year 26/27 Fee (incl. GST)	% Increase
Where there is no building or demolition work	B	N	N	As per statutory fees in accordance with Schedule 4 (Item 7.1) of the Environmental Planning and Assessment Regulation 2021 refer Cl. 256		
Where the request is in respect to a Development application for the erection of a dwelling with an estimated construction cost of \$100,000 or less	B	N	N	As per statutory fees in accordance with Schedule 4 (7.2) of the Environmental Planning and Assessment Regulation 2021 refer Cl. 256		
Review of determination (all other development)	B	N	N	As per statutory fees in accordance with Schedule 4 (Item 7.3 or Item 7.4) of the Environmental Planning and Assessment Regulation 2021 refer Cl. 256		
Notice of application for review of a determination	B	N	N	As per statutory fees in accordance with Schedule 4 (Item 7.7) of the Environmental Planning and Assessment Regulation 2021 refer Cl. 256		
Review of determination section 100 of Local Government Act 1993	B	N	N	\$750.00	\$800.00	6.67%

### Modification of Development Consent

For a modification to be considered under Section 4.55 of the Environmental Planning and Assessment Act, the proposal must be substantially the same as the development originally approved. Fee for re-advertising/re-notification may apply.

#### Modifications

Minor modifications [Section 4.55(1)] – minor error, misdescription or miscalculation	B	N	N	As per statutory fees in accordance with Schedule 4 (item 4.1) of the Environmental Planning and Assessment Regulation 2021 refer Cl. 256		
Minor modifications [Section 4.55(1A)] minimal environmental impact	B	N	N	As per statutory fees in accordance with Schedule 4 (Item 4.2) of the Environmental Planning and Assessment Regulation 2021 refer Cl. 256		
Minor modifications [Section 4.56(1)] minimal environmental impact	B	N	N	As per statutory fees in accordance with Schedule 4 (Item 4.2) of the Environmental Planning and Assessment Regulation 2021 refer Cl. 256		
Development application modification of consent: S.4.55(2) or S.4.56(1) (not of minimal environmental impact) where fee for original development application was less than \$100	B	N	N	As per statutory fees in accordance with Schedule 4 (item 4.3) of the Environmental Planning and Assessment Regulation 2021 refer Cl. 256		
Development application modification of consent: S.4.55(2) or S.4.56(1) (not of minimal environmental impact) Original development application fee \$100 or greater and for the erection of a dwelling-house with an estimated cost of construction of \$100,000 or less	B	N	N	As per statutory fees in accordance with Schedule 4 (item 4.4) of the Environmental Planning and Assessment Regulation 2021 refer Cl. 256		
Modification application under the Act, section 4.55(2) or 4.56(1) that does not, in the consent authority's opinion, involve minimal environmental impact, if the fee for the original application was 1 fee unit or more and the application relates to an original development application, other than an original development application specified in item 4.3 or 4.4	B	N	N	As per statutory fees in accordance with Schedule 4 (item 4.5) of the Environmental Planning and Assessment Regulation 2021 refer Cl. 256		
Additional fee for modification application if notice of application is required to be given under the Act, section 4.55(2) or 4.56(1)	B	N	N	As per statutory scale of fees in accordance with Schedule 4 (Item 4.6) of the Environmental Planning and Assessment Regulation 2021 refer Cl. 256		

Name	Pricing Policy	CSO	GST	Year 25/26 Last YR Fee (incl. GST)	Year 26/27 Fee (incl. GST)	% Increase
------	----------------	-----	-----	------------------------------------	----------------------------	------------

**Modifications** [continued]

Additional fee for modification application that is accompanied by statement of qualified designer	B	N	N	As per statutory fees in accordance with Schedule 4 (item 4.7) of the Environmental Planning and Assessment Regulation 2021 refer Cl. 256		
--	---	---	---	---	--	--

**Refunds/Transfer of Fees for Withdrawn Applications (Prior to Determination)**

The following fees generally apply, however; an alternate refund amount may be negotiated to enable a new development application to be lodged for the same site with the potential to achieve a better planning outcome. Note: A refund will only be applicable in the same financial year as the original payment.

If written notice is received before commencement of assessment of the application	B	N	N	up to 50% of fee		
Withdraw and relodge development application within 12 months	E	N	N	If a DA is withdrawn and re-lodged within 12 months with all outstanding documentation provided, Council will transfer the original DA fees. The Plan First Levy and admin/archive charges are not refundable or transferable, and the Plan First Levy can only be recovered directly from the Plan First entity. Additional fees may apply if re-lodged in a new financial year or if the cost of works increases.		

**Building and Construction**

Note: The cost is defined as the contract price or if there is no contract, the cost of the proposed building as determined by the Council.

**All Building Classes**

**Complying Development and Construction Certificates**

All building classes - complying development and construction certificates	B	N	Y	Price on application (quote)		
Amendments to construction certificates and complying development certificates	F	N	Y	30% of original fee plus GST		

**Residential - Class 1 and 10 Buildings**

**Construction Certificate Applications**

**Assessment of Performance Solution (Class 1 and 10 building)**

Assessment of alternative solutions under the Building Code of Australia	F	N	Y	\$325.00	\$335.00	3.08%
--	---	---	---	----------	----------	-------

**Inspections**

Where Council is appointed as Principal Certifying Authority and/or where Council carrying out inspections as the water supply authority for approvals under Section 68 of the Local Government Act 1993

Inspections as the water supply authority for approvals under Section 68 of the Local Government Act 1993.	F	N	N	\$160.00 per inspection		
Critical stage inspections (development certification and fire safety reg) (including re-inspection)	F	N	N	\$160.00 per inspection		
Occupation certificate - inspection fee (no building works)	B	N	N	\$150.00	\$160.00	6.67%
Additional inspection for urgent building inspection at Manilla, Barraba or Nundle outside scheduled inspection days	F	N	Y	\$185.00	\$190.00	2.70%

Name	Pricing Policy	CSO	GST	Year 25/26 Last YR Fee (incl. GST)	Year 26/27 Fee (incl. GST)	% Increase
<b>Inspections</b> [continued]						
Building inspection carried out at the request of a private certifier when council is not the Principal Certifying Authority (PCA)	F	N	Y	\$380.00	\$390.00	2.63%
All other inspections that are not Critical Stage or Plumbing (per hour)	F	N	Y	\$155.00	\$160.00	3.23%

**Occupation Certificates**

Occupation certificates class 1 and 10 buildings	B	N	Y	\$100.00	\$110.00	10.00%
--	---	---	---	----------	----------	--------

**Commercial - Class 1b and 2 to 9 Buildings**

**Construction Certificate Applications**

**Assessment of Performance Solution**

Assessment of alternative solutions under the Building Code of Australia	F	N	Y	\$465.00	\$480.00	3.23%
--	---	---	---	----------	----------	-------

**Fire Safety Upgrade Assessment for Existing Buildings**

Buildings under 300m2	F	N	Y	\$320.00	\$330.00	3.13%
Buildings over 300m2 and up to 500m2	F	N	Y	\$460.00	\$475.00	3.26%
Buildings exceeding 500m2	F	N	Y	\$635.00	\$655.00	3.15%
Includes up to 3 hours - additional hours charged at \$140 per hour						
Buildings with performance solution or incorporating fire engineered designs	F	N	Y	\$635.00	\$655.00	3.15%

**Inspections**

Where Council is appointed as Principal Certifying Authority and/or where Council carrying out inspections as the water supply authority for approvals under Section 68 of the Local Government Act 1993

Boarding house or Short-Term Rental Accommodation inspection fee (per hour)	F	N	N	\$170.00	\$175.00	2.94%
Critical stage inspections (development certification and fire safety reg) (including re-inspection)	F	N	Y	\$190 per inspection		
Other inspections - not critical stage or plumbing	F	N	Y	\$190 per inspection		
Additional inspection charge for urgent building inspection at Manilla, Barraba or Nundle outside scheduled inspection days	F	N	Y	\$185.00	\$190.00	2.70%
Building inspection carried out at the request of a private certifier when council is not the Principal Certifying Authority (PCA)	F	N	Y	\$375.00	\$385.00	2.67%
Reinspection of incomplete work (per hour)	F	N	Y	\$186.00	\$186.00	0.00%
Where Council appointed as Principal Certifying Authority (PCA) for class 2 – 9 buildings and some inspections are to be carried out by other parties, council may charge an additional fee if requested to carry out further inspections	F	N	Y	\$190.00 per inspection		

**Fire Safety Compliance**

Essential service compliance – for follow-up inspections and report relating to compliance and any upgrade requirements – hourly rate	F	N	Y	\$190.00	\$195.00	2.63%
Annual fire safety compliance certificate registration	F	N	Y	\$75.00	\$80.00	6.67%
Lodgment of stay of infringement application	F	N	Y	\$115.00	\$120.00	4.35%

Name	Pricing Policy	CSO	GST	Year 25/26 Last YR Fee (incl. GST)	Year 26/27 Fee (incl. GST)	% Increase
------	----------------	-----	-----	--	----------------------------------	---------------

### Fire Safety Compliance [continued]

Referral to NSW Fire Rescue – fire safety application fee	F	N	N	\$1000 per application that requires referral to NSW Fire Rescue		
Fire services review fee (Section 68) – e.g water main upgrades	F	N	N	\$0.00	\$250.00	∞

### Occupation Certificates

Occupation certificates class 2-9 buildings	B	N	Y	\$205.00	\$210.00	2.44%
Section 88G (Conveyancing Act 1919)	B	N	N	\$150.00	\$150.00	0.00%

### Temporary Hoardings Structure

Base application fee for class 'A', 'B' and 'C'	B	N	N	\$300.00	\$350.00	16.67%
'A' Class hoarding – per week or part thereof	B	N	N	\$120.00	\$125.00	4.17%
B' and 'C' Class hoardings – per week or part thereof	B	N	N	\$130.00	\$135.00	3.85%

### Local Government Act (section 68 Approvals)

#### Work Approvals

Sewerage work approval	B	N	N	\$120.00	\$125.00	4.17%
Water supply work approval	B	N	N	\$120.00	\$125.00	4.17%
Stormwater drainage approval	B	N	N	\$120.00	\$125.00	4.17%
Other Section 68 approvals	B	N	N	\$120.00	\$125.00	4.17%

#### On-Site Sewer Management System (OSSM)

Application for new on-site residential sewage management system	B	N	N	\$160.00	\$185.00	15.63%
Application for new non-residential on-site sewage management system	B	N	N	\$375.00	\$400.00	6.67%

#### Amusement Devices

Amusement devices per device	B	N	N	\$100.00	\$100.00	0.00%
Surcharge for late applications	B	N	N	\$330.00	\$340.00	3.03%

### Manufactured Home Estates, Caravan Parks, Camping Grounds and Moveable Dwelling

Application for an approval to operate a manufactured home estate	F	N	N	\$750.00 plus \$20.00 per site.		
Application to install a manufactured home, moveable dwelling or associated structure on land - LGA 1993, s68	F	N	N	\$200.00	\$206.00	3.00%
Inspection of installation of a manufactured home, moveable dwelling or associated structure on land - LGA 1993, s68	F	N	N	\$150.00	\$160.00	6.67%
Determination of certificate of completion of installation of a manufactured home, moveable dwelling or associated structure on land - LGA 1993, s68	F	N	N	\$285.00	\$294.00	3.16%
Section 82 Objection	F	N	N	\$750.00	\$800.00	6.67%

Name	Pricing Policy	CSO	GST	Year 25/26 Last YR Fee (incl. GST)	Year 26/27 Fee (incl. GST)	% Increase
------	----------------	-----	-----	------------------------------------	----------------------------	------------

## Development -Subdivision Construction and Inspections

### Certificates Application Fee

Construction certificate for subdivision (per lot)	F	N	Y	\$340.00	\$350.00	2.94%
--	---	---	---	----------	----------	-------

The minimum fee payable will be based on 5 lots.

### Certificate Inspection Fees

Residential lots provided with town water and/or sewer (per lot)	F	N	Y	\$480.00	\$500.00	4.17%
The minimum fee payable will be based on 5 lots.						
Lots not provided with town water and sewer (per lot)	F	N	Y	\$352.00	\$365.00	3.69%
The minimum fee payable will be based on 5 lots.						
Rural-residential lots with water and/or sewer (per lot)	F	N	Y	\$500.00	\$520.00	4.00%
The minimum fee payable will be based on 5 lots.						
Commercial/industrial subdivisions (per lot)	F	N	Y	\$1,428.00	\$1,482.00	3.78%
The minimum fee payable will be based on 5 lots.						
Reinspection (per each reinspection) note: all reinspection fees to be paid following final approved inspection	F	N	Y	\$240.00	\$250.00	4.17%
Section 138 application fee - residential driveway crossover (per driveway crossover)	F	N	N	\$289.00	\$300.00	3.81%
Section 138 application (works other than residential driveway crossovers)	F	N	N	\$580 plus 2% of the estimated cost of the works in the road reserve.		

### Application for Subdivision Certificate

Per release of final plan of subdivision	F	N	N	\$270.00 plus \$25.00 per lot		
Additional fee for council seal	F	N	N	\$210.00	\$220.00	4.76%
Fee for re-release of final plan of subdivision due to error by applicant	F	N	N	\$165.00	\$170.00	3.03%
Strata inspection fee (prior to issue of strata subdivision certificate)	F	N	N	\$200.00	\$206.00	3.00%
Fee for signing a separate document (e.g 88B instrument)	F	N	N	\$155.00	\$160.00	3.23%

### Road Naming and Street Addressing

Street address (new/amendment) - administration fee	A	N	Y	\$85.00	\$90.00	5.88%
Road naming administration and advertising fee	F	N	N	\$320.00 (base fee) plus \$25.00 per additional road name.		

## Development Contributions

### Copies of Section 94 Contribution Plans

Arcadia Section 7.11 Development Contributions Plan 2018	F	N	N	\$40.00	\$40.00	0.00%
Copies of superceded Section 94 contributions plans	F	N	N	\$40.00	\$40.00	0.00%
Tamworth Regional Section 94 (Direct) Contributions Plan 2013	F	N	N	\$40.00	\$40.00	0.00%
Tamworth Regional Section 94A (Indirect) Contributions Plan 2013	F	N	N	\$40.00	\$40.00	0.00%

Name	Pricing Policy	CSO	GST	Year 25/26 Last YR Fee (incl. GST)	Year 26/27 Fee (incl. GST)	% Increase
------	----------------	-----	-----	------------------------------------	----------------------------	------------

### Copies of Section 94 Contribution Plans [continued]

Barraba Shire Council Section 94 Contributions Plan	F	N	N	Replaced with Fee/Charge for Copies of superceded Section 94 Contributions Plans
Hills Plain East Section 94 Contributions Plan	F	N	N	Replaced with Fee/Charge for Copies of superceded Section 94 Contributions Plans
Manilla Shire Council Section 94 Contributions Plan	F	N	N	Replaced with Fee/Charge for Copies of superceded Section 94 Contributions Plans
Nundle Shire Council Section 94 Contributions Plan	F	N	N	Replaced with Fee/Charge for Copies of superceded Section 94 Contributions Plans
Parry Shire Council Section 94 Contributions Plan No 1 – Rural Roadworks	F	N	N	Replaced with Fee/Charge for Copies of superceded Section 94 Contributions Plans
Parry Shire Council Section 94 Contributions Plan No 2 – Bushfire Brigade Services	F	N	N	Replaced with Fee/Charge for Copies of superceded Section 94 Contributions Plans
Parry Shire Council Section 94 Contributions Plan No 3 – Mines and Extractive Industries	F	N	N	Replaced with Fee/Charge for Copies of superceded Section 94 Contributions Plans
Parry Shire Council Section 94 Contributions Plan No 4 – Rural Based Industry Traffic Generating Developments	F	N	N	Replaced with Fee/Charge for Copies of superceded Section 94 Contributions Plans
Tamworth Urban Section 94 Contributions Plan 2006 – 2011	F	N	N	Replaced with Fee/Charge for Copies of superceded Section 94 Contributions Plans

### Tamworth Regional Section 94 (Direct) Contribution Plans 2013

This applies to consents issued after 13 April 2013. For details on development types and catchments please refer to Council's adopted Contributions Plans on the website or enquire at Councils' Development Hub.

#### Residential Development - Calala

Rates for other forms of residential accommodation in Calala are available on Council's website

Dwelling house /lot, exhibition home – roads	B	N	N	\$6,872.50	\$7,133.50	3.80%
Dwelling house /lot, exhibition home – open space embellishment	B	N	N	\$1,851.00	\$1,921.50	3.81%
Dwelling house /lot, exhibition home – plan preparation and administration	B	N	N	\$369.00	\$383.00	3.79%
Dwelling house/lot, exhibition home – total capital contribution	B	N	N	\$9,092.50	\$9,438.00	3.80%
Dwelling house/lot, exhibition home – open space acquisition (payable only where land dedication is not possible in accordance with the contributions plan)	B	N	N	\$10,126.50	\$10,511.50	3.80%

#### Residential Development - Hills Plain

Rates for other forms of residential accommodation in Hills Plain are available on Council's website

Dwelling house/lot, exhibition home – roads	B	N	N	\$8,810.50	\$9,145.50	3.80%
Dwelling house/lot, exhibition home – open space embellishment	B	N	N	\$622.00	\$645.50	3.78%
Dwelling house/lot, exhibition home – plan preparation and administration	B	N	N	\$322.00	\$334.00	3.73%
Dwelling house/lot, exhibition home – total capital contribution	B	N	N	\$9,753.50	\$10,124.00	3.80%
Dwelling house/lot, exhibition home – open space acquisition (payable only where land dedication is not possible in accordance with the contributions plan)	B	N	N	\$6,961.00	\$7,225.50	3.80%

#### Residential Development - Kootingal

Rates for other forms of residential accommodation in Kootingal are available on Council's website

Name	Pricing Policy	CSO	GST	Year 25/26 Last YR Fee (incl. GST)	Year 26/27 Fee (incl. GST)	% Increase
------	----------------	-----	-----	--	----------------------------------	---------------

#### Residential Development - Kootingal [continued]

Dwelling house/lot, exhibition home – roads	B	N	N	\$1,421.00	\$1,475.00	3.80%
Dwelling house/lot, exhibition home – open space embellishment	B	N	N	\$2,945.00	\$3,057.00	3.80%
Dwelling house/lot, exhibition home – plan preparation and administration	B	N	N	\$197.50	\$205.00	3.80%
Dwelling house/lot, exhibition home – total capital contribution	B	N	N	\$4,563.00	\$4,737.00	3.81%
Dwelling house/lot, exhibition home – open space acquisition (payable only where land dedication is not possible in accordance with the contributions plan)	B	N	N	\$5,753.50	\$5,972.00	3.80%

#### Residential Development - Tamworth Urban Residue

Rates for other forms of residential accommodation in Tamworth Urban Residue are available on Council's website

Dwelling house/lot, exhibition home – roads	B	N	N	\$1,978.50	\$2,053.50	3.79%
Dwelling house/lot, exhibition home – open space embellishment	B	N	N	\$610.50	\$633.50	3.77%
Dwelling house/lot, exhibition home – plan preparation and administration	B	N	N	\$54.50	\$56.50	3.67%
Dwelling house/lot, exhibition home – total capital contribution	B	N	N	\$2,643.00	\$2,743.50	3.80%
Dwelling house/lot, exhibition home – open space acquisition (payable only where land dedication is not possible in accordance with the contributions plan)	B	N	N	\$196.00	\$203.50	3.83%

#### CBD Car Parking

Rate per space where required parking cannot be provided on the development site	B	N	N	\$21,482.00	\$22,298.50	3.80%
--	---	---	---	-------------	-------------	-------

#### Haulage Contributions

A haulage rate for arrange of traffic generating development (including mines and rural industries) is determined by formula at development application stage dependent on the characteristics of the development	B	N	N	See Section 94 Plan for formula		
---	---	---	---	---------------------------------	--	--

#### Arcadia S.7.11 Development Contributions Plan 2018

This applies to consents issued after 7 April 2018. For details on development types and catchments please refer to Council's adopted Contributions Plans on the website or enquire at Council's Development Hub.

#### Residential Development – Arcadia

Rates for other forms of residential accommodation in Arcadia are available on Council's website

Dwelling house/lot, exhibition home – roads (land)	B	N	N	\$538.00	\$558.50	3.81%
Dwelling house/lot, exhibition home – roads (capital)	B	N	N	\$3,241.50	\$3,364.50	3.79%
Dwelling house/lot, exhibition home – open space embellishment (capital)	B	N	N	\$4,322.00	\$4,486.00	3.79%
Dwelling house/lot, exhibition home – plan preparation and administration	B	N	N	\$162.00	\$168.00	3.70%
Dwelling house/lot, exhibition home – total contribution	B	N	N	\$8,264.00	\$8,578.00	3.80%

Name	Pricing Policy	CSO	GST	Year 25/26 Last YR Fee (incl. GST)	Year 26/27 Fee (incl. GST)	% Increase
------	----------------	-----	-----	------------------------------------	----------------------------	------------

**Residential Development – Arcadia** [continued]

Dwelling house/lot, exhibition home – open space acquisition (additional payment only where land dedication is not possible in accordance with the contributions plan)	B	N	N	\$1,698.50	\$1,763.00	3.80%
--	---	---	---	------------	------------	-------

**Tamworth Regional Section 94A (Indirect) Contributions Plans 2013**

This applies to consents issued after 13 April 2013. All development not covered by the Tamworth Regional Council Section 94 (Direct) Contributions Plan 2013.

Note: A range of conditions apply to S.94 contributions - please refer to Councils adopted A.94A Contributions Plan

(a) Development with a cost of less than \$100,000 – no contribution payable	B	N	N	See S.94A Plan		
(b) Development with a cost of \$100,000 to \$200,000 – 0.5% of development cost	B	N	N	See S.94A Plan		
(c) Development with a cost greater than \$200,000 – 1.0% of development cost	B	N	N	See S.94A Plan		

**Tamworth Urban Section 94 Contributions Plan 2006-2011**

**(a) Open Space**

Open Space embellishment per 3 bedroom dwelling or lot	B	N	N	\$1,995.50	\$2,071.50	3.81%
per 1 or 2 bedroom dwelling	B	N	N	\$998.00	\$1,036.00	3.81%
Land acquisition (mainly applies to Greenfield sites)	B	N	N	Formula Based - see Section 94 plan		

**(b) Community Facilities**

per 3 bedroom dwelling or lot	B	N	N	\$470.50	\$488.50	3.83%
per 1 or 2 bedroom dwelling	B	N	N	\$235.50	\$244.50	3.82%

**(c) Cycleway Network**

per 3 bedroom dwelling or lot	B	N	N	\$258.00	\$268.00	3.88%
per 1 or 2 bedroom dwelling	B	N	N	\$129.00	\$134.00	3.88%

**(d) Urban Roads Catchments 1 - 4**

per 3 bedroom dwelling or lot	B	N	N	\$1,435.00	\$1,489.50	3.80%
per 1 or 2 bedroom dwelling	B	N	N	\$718.50	\$746.00	3.83%

**(e) Urban Road Catchment 5**

per 3 bedroom dwelling or lot	B	N	N	\$3,336.50	\$3,463.50	3.81%
per 1 or 2 bedroom dwelling	B	N	N	\$1,668.00	\$1,731.50	3.81%

**(f) CBD Carparking**

per space	B	N	N	\$22,019.00	\$22,855.50	3.80%
-----------	---	---	---	-------------	-------------	-------

**(g) Administration Studies**

2.6% of calculated contribution	B	N	N	2.6% of Calculated Tamworth Urban Contribution		
---------------------------------	---	---	---	--	--	--

Name	Pricing Policy	CSO	GST	Year 25/26 Last YR Fee (incl. GST)	Year 26/27 Fee (incl. GST)	% Increase
------	----------------	-----	-----	------------------------------------	----------------------------	------------

### Tamworth Section 94 Contributions Plan

This applies to consents issued before 1 August 2005.

Please enquire at Council's Customer Services Centres with any questions relating to this plan.

This applies to consents issued before 1 August 2005. Please enquire at Council's Development Hub with any questions relating to this plan.	B	N	N	This applies to consents issued before 1 August 2005. Please enquire at Council's Development Hub with any questions relating to this plan
---	---	---	---	--

### Hills Plain East Section 94 Contributions Plan

This applies to consents issued between 22 September 2003 and 13 April 2013.

(a) Community facilities per additional Lot	B	N	N	\$704.50	\$731.50	3.83%
(b) Roads and bridges per additional Lot	B	N	N	\$3,085.00	\$3,202.00	3.79%
(c) Studies per additional Lot	B	N	N	\$554.50	\$575.50	3.79%

### Parry Section 94 Contributions Plan No 1 (Rural Roadworks)

This applies to consents issued up to April 2013.

(a) Rural roads per additional Lot	B	N	N	\$4,823.50	\$5,007.00	3.80%
------------------------------------	---	---	---	------------	------------	-------

### Parry Section 94 Contributions Plan No 2 (Bush Fire Brigade Services)

This applies to consents issued up to 13 April 2013.

(a) Rural Fire Brigade services per additional Lot	B	N	N	\$346.50	\$359.50	3.75%
--	---	---	---	----------	----------	-------

### Parry Section 94 Contributions Plan No 3 (Mines and Extractive Industries)

This applies to consents issued up to April 2013.

Please enquire at council's Development Hub with any questions relating to this plan.

### Parry Section 94 Contributions Plan No 4 (Rural Based Industry Traffic Generating Developments)

This applies to consents issued up to April 2013.

Please enquire at Council's Development Hub with any questions relating to this plan.

### Nundle Section 94 Contributions Plan

This applies to consents issued up to April 2013.

Please enquire at Council's Development Hub with any questions relating to this plan.

### Manilla Section 94 Contributions Plan

This applies to consents issued up to April 2013.

Please enquire at Council's Development Hub with any questions relating to this plan.

### Barraba Section 94 Contributions Plan

This applies to consents issued up to April 2013.

Please enquire at Council's Development Hub with any questions relating to this plan.

### Copies of Section 64 Development Servicing Plans

Hills Plain water supply DSP 2006	F	N	N	\$47.00	\$49.00	4.26%
-----------------------------------	---	---	---	---------	---------	-------

Name	Pricing Policy	CSO	GST	Year 25/26 Last YR Fee (incl. GST)	Year 26/27 Fee (incl. GST)	% Increase
------	----------------	-----	-----	------------------------------------	----------------------------	------------

### Copies of Section 64 Development Servicing Plans [continued]

Hills Plain sewer interim DSP 2007	F	N	N	\$44.00	\$45.00	2.27%
------------------------------------	---	---	---	---------	---------	-------

### Water Supply Authorities Act (Section 64 Water, Sewer and Stormwater)

Section 64 of the Local Government Act, provides Council with powers to levy developer contributions and/or require specific works to be undertaken to cater for development in relation to water supply, sewerage and drainage.

#### Administration

Headworks deferral administration fees	E	Y	N	\$300.00	\$312.00	4.00%
--	---	---	---	----------	----------	-------

#### Tamworth

a) Water headworks per equivalent tenement	B	N	N	\$4,858.00	\$5,013.00	3.19%
b) Sewer headworks per equivalent tenement	B	N	N	\$1,805.00	\$1,863.00	3.21%

#### Attunga

a) Water headworks per equivalent tenement	B	N	N	\$646.00	\$667.00	3.25%
--	---	---	---	----------	----------	-------

#### Bendemeer

a) Water headworks per equivalent tenement	B	N	N	\$646.00	\$667.00	3.25%
--	---	---	---	----------	----------	-------

#### Kootingal/Moonbi

Sewerage Fees applicable to Kootingal only.

a) Water headworks per equivalent tenement	B	N	N	\$4,858.00	\$5,013.00	3.19%
b) Sewer headworks per equivalent tenement	B	N	N	\$598.00	\$617.00	3.18%

#### Manilla

a) Water headworks per equivalent tenement	B	N	N	\$646.00	\$667.00	3.25%
b) Sewer headworks per equivalent tenement	B	N	N	\$598.00	\$617.00	3.18%

#### Barraba

a) Water headworks per equivalent tenement	E	N	N	\$646.00	\$667.00	3.25%
b) Sewer headworks per equivalent tenement	E	N	N	\$598.00	\$617.00	3.18%

#### Nundle

a) Water headworks per equivalent tenement	E	N	N	\$646.00	\$667.00	3.25%
--	---	---	---	----------	----------	-------

#### Hills Plain

Water developer servicing plan (DSP) contribution per equivalent tenement	B	N	N	\$14,407.00	\$14,868.00	3.20%
Sewer interim developer servicing plan Moore Creek/Manilla Road catchment contribution per equivalent tenement (Gravity Sewer)	B	N	N	\$5,191.00	\$5,357.00	3.20%
Sewer interim developer servicing plan Forest Road catchment contribution per equivalent tenement (pressure sewer)	B	N	N	\$2,427.00	\$2,505.00	3.21%

Name	Pricing Policy	CSO	GST	Year 25/26 Last YR Fee (incl. GST)	Year 26/27 Fee (incl. GST)	% Increase
------	----------------	-----	-----	------------------------------------	----------------------------	------------

### Arcadia

a) Water headworks per equivalent tenement	B	N	N	\$10,960.00	\$11,311.00	3.20%
b) Sewer headworks per equivalent tenement	B	N	N	\$7,162.00	\$7,391.00	3.20%

### Non-residential - Tamworth, Hills Plain and Arcadia

a) Water headworks per equivalent tenement	B	N	N	\$4,858.00	\$5,013.00	3.19%
b) Sewer headworks (gravity connections) per equivalent tenement	B	N	N	\$1,805.00	\$1,863.00	3.21%

### Warwick and Bylong Road Precinct

Stormwater Infrastructure Development Servicing Plan contribution per equivalent tenement	B	N	N	\$14,560.00	\$15,110.00	3.78%
---	---	---	---	-------------	-------------	-------

## Planning Proposals for LEP and DCP

### Amendments to Planning Instruments

Request to prepare a Planning Proposal to effect an amendment to the Tamworth Regional Local Environmental Plan 2010.

Direct lodgment to the NSW Planning Portal without notice, the following fees will apply:

- Initial Payment - Stage 1, Stage 2 and Stage 3
- Final Payment - Stage 4

See amounts below per category.

### Basic Rezoning

No significant increase in the developable capacity of the land - Total overall fee \$20,000.00

(a) Stage 1 – Pre-lodgement	F	N	N	\$2,000.00	\$2,000.00	0.00%
(b) Stage 2 – lodgement	F	N	N	\$5,000.00	\$5,000.00	0.00%
(c) Stage 3 – submission to the LEP Gateway Panel for determination	F	N	N	\$7,000.00	\$7,000.00	0.00%
(d) Stage 4 – exhibition of the planning proposal with any amendments by the minister and accompanied by any studies required.	F	N	N	\$6,000.00	\$6,000.00	0.00%

### Standard Rezoning

Total overall fee \$50,000.00

(a) Stage 1 - Pre-lodgement	F	N	N	\$4,000.00	\$4,000.00	0.00%
(b) Stage 2 – lodgement	F	N	N	\$12,000.00	\$12,000.00	0.00%
(c) Stage 3 – submission to the LEP Gateway Panel for determination	F	N	N	\$20,000.00	\$20,000.00	0.00%
(d) Stage 4 – exhibition of the planning proposal with any amendments by the minister and accompanied by any studies required	F	N	N	\$14,000.00	\$14,000.00	0.00%

### Complex Rezoning

Total overall fee \$67,000.00

(a) Stage 1 - pre-lodgement	F	N	N	\$5,000.00	\$5,000.00	0.00%
(b) Stage 2 – lodgement	F	N	N	\$18,000.00	\$18,000.00	0.00%
(c) Stage 3 – submission to the LEP Gateway Panel for determination	F	N	N	\$28,000.00	\$28,000.00	0.00%

Name	Pricing Policy	CSO	GST	Year 25/26 Last YR Fee (incl. GST)	Year 26/27 Fee (incl. GST)	% Increase
------	----------------	-----	-----	--	----------------------------------	---------------

### Complex Rezoning [continued]

(d) Stage 4 – exhibition of the planning proposal with any amendments by the minister and accompanied by any studies required	F	N	N	\$16,000.00	\$16,000.00	0.00%
---	---	---	---	-------------	-------------	-------

### Consideration of Requests

Peer Review of Studies and Applications	F	N	N	The full cost will be invoiced. The quote/cost will be agreed with the proponent at the start of the process.		
Preparation of developer contribution plan chapter, Structure Plan, Masterplan etc.	F	N	N	The full cost will be invoiced. The quote/cost will be agreed with the proponent at the start of the process.		

### Planning Agreements

Total overall fee \$10,000.00

Stage - lodgment/ negotiation	F	N	N	\$5,000.00	\$5,150.00	3.00%
Stage - finalisation/exhibition & execution	F	N	N	\$5,000.00	\$5,150.00	3.00%

### Copies of Studies/Plans/Strategies

Hills Plain master plan	F	N	N	\$50.00	\$50.00	0.00%
Parry community-based heritage study	F	N	N	\$50.00	\$50.00	0.00%
Parry Shire rural strategy 2003	F	N	N	\$50.00	\$50.00	0.00%
Parry Shire rural lands study 2003	F	N	N	\$50.00	\$50.00	0.00%
Planning agreements policy 2006	F	N	N	\$50.00	\$50.00	0.00%
Tamworth 2002 urban development strategy	F	N	N	\$50.00	\$50.00	0.00%
Tamworth heritage study	F	N	N	\$50.00	\$50.00	0.00%
Tamworth register of significant trees	F	N	N	\$50.00	\$50.00	0.00%
Glen Artney development strategy	F	N	N	\$50.00	\$50.00	0.00%
Taminda revitalisation and economic development strategy	F	N	N	\$50.00	\$50.00	0.00%
Thematic history of Manilla, Barraba and Nundle	F	N	N	\$50.00	\$50.00	0.00%
Tamworth regional development strategy 2008	F	N	N	\$50.00	\$50.00	0.00%
Public art policy and implementation plan 2008 – volume 1	F	N	N	\$50.00	\$50.00	0.00%
Fitzroy Street design upgrade and Bicentennial Park master plan	F	N	N	\$110.00	\$110.00	0.00%
Victoria Park master plan	F	N	N	\$110.00	\$110.00	0.00%
Coledale urban renewal master plan	F	N	N	\$110.00	\$110.00	0.00%
South Tamworth rural lands master plan	F	N	N	\$110.00	\$110.00	0.00%
Blueprint 100 – Part 1	F	N	N	\$110.00	\$110.00	0.00%
Blueprint 100 – Part 2 Local Strategic Planning Statement	F	N	N	\$110.00	\$110.00	0.00%

### Conveyancing Certificates

#### Building Certificates

##### Residential - Class 1 and 10 Buildings

Class 1 or 10 buildings (fee applicable per building or structure)	B	N	N	\$300.00	\$350.00	16.67%
--	---	---	---	----------	----------	--------

Name	Pricing Policy	CSO	GST	Year 25/26 Last YR Fee (incl. GST)	Year 26/27 Fee (incl. GST)	% Increase
------	----------------	-----	-----	------------------------------------	----------------------------	------------

**Residential - Class 1 and 10 Buildings** [continued]

Unauthorised building works where building works have occurred without required approval – a building certificate application fee equivalent to a construction certificate based on the value of works will apply	B	N	N	Fee equivalent to a Construction Certificate based on the value of works will apply		
Additional fee for more than one inspection for building certificate	F	N	N	\$160 additional fee if more than one inspection required		

**Commercial - Class 2 to 9 Buildings**

Floor area of building or part: not exceeding 200 square metres	B	N	N	\$300.00	\$320.00	6.67%
Floor area of building or part: exceeding 200 square metres but not exceeding 2,000 square metres	B	N	N	\$320.00 plus an additional \$0.50 per square metre over 200 square metres.		
Floor area of building or part: exceeding 2,000 square metres	B	N	N	\$1,235.00 plus an additional \$0.075 per square metre over 2,000 square metres.		
Additional fee for more than one inspection for building certificate	B	N	N	Additional fee of \$190.00 if more than one inspection required		
Certified copy of building certificate	F	N	N	\$30.00	\$30.00	0.00%

**Planning Certificates**

Flood certificate - levels and flood behaviour information from existing models	F	N	N	\$170.00	\$175.00	2.94%
Application for planning certificate under the Act section 10.7 (1)	B	N	N	As per statutory fees in accordance with Schedule 4 (Item 9.7) of the Environmental Planning and Assessment Regulation 2021 refer Cl. 290		
Additional fee if planning certificate includes advice under the Act, section 10.7 (5)	B	N	N	As per statutory fees in accordance with Schedule 4 (Item 9.8) of the Environmental Planning and Assessment Regulation 2021 refer Cl. 290		
Urgency fee for section 10.7 (2) and (5) certificates in addition to base fee	B	N	N	\$80.00	\$85.00	6.25%
Urgency fee for Section 10.7 (5) in addition to base fee	B	N	N	\$110.00	\$115.00	4.55%

**Drainage Diagrams**

Where new plan to be drawn	F	N	Y	\$160.00	\$165.00	3.13%
Additional fee where plan to be redrawn after inspection required for plumbing work not previously approved by council	F	N	Y	\$258.00	\$266.00	3.10%

**Outstanding Notices - Section 735a (Local Government Act) Certificate**

In the case of a class 1 building (together with any class 10 buildings on the site) or a class 10 building, the fee for each dwelling contained in the building or in any other building on the allotment

Per certificate	B	N	N	\$150.00	\$150.00	0.00%
-----------------	---	---	---	----------	----------	-------

**Swimming Pool Certificates (Swimming Pool Regulations 2018)**

Inspection fee for pools not requiring compliance certificate	B	N	Y	\$150.00 (or as set by the OLG)		
Reinspection fee for pools not requiring compliance certificate	B	N	Y	\$100.00 (or as set by the OLG)		
Swimming pool compliance certificates including one inspection	B	N	Y	\$250.00 (or as set by OLG)		

Name	Pricing Policy	CSO	GST	Year 25/26 Last YR Fee (incl. GST)	Year 26/27 Fee (incl. GST)	% Increase
------	----------------	-----	-----	--	----------------------------------	---------------

### Swimming Pool Certificates (Swimming Pool Regulations 2018) [continued]

Application for exemption from barrier requirements	B	N	N	\$99.00	\$99.00	0.00%
Provision of information contained on the NSW Register of swimming pools	B	N	N	\$10.00	\$10.00	0.00%
Registration of a swimming pool on the NSW register of swimming pools on behalf of owner	B	N	Y	\$10.00	\$10.00	0.00%

### Administration and Archive fees

Building, planning, engineering or professional officer research/advice (per hour/minimum half hour charge)	F	N	Y	\$240.00	\$250.00	4.17%
Council infrastructure preservation bonds (minor works) - single dwellings, dual occupancies, secondary dwellings and extensions / additions to residential properties in urban areas.	A	N	N	\$2,600.00	\$2,600.00	0.00%
Council infrastructure preservation bonds (major works) - includes all other projects not covered by the definition of minor works.	A	N	N	Subject to individual assessment Min. Fee: \$5,000.00		
New street tree	F	N	N	\$345.00	\$358.00	3.77%
Planning reform fee (collected on behalf of State Government)	B	N	N	As per statutory scale of fees in accordance with Schedule 4 of the Environmental Planning and Assessment Regulation 2021 refer Cl. 266		
Registration of certificates issued by private certifiers	B	N	N	As per statutory fees in accordance with Schedule 4 of the Environmental Planning and Assessment Regulation 2021 refer Cl. 256		
Long service levy	B	N	N	0.25% of cost of all building work \$250,000 and over		

The NSW Government charges a levy on all building and construction works of \$250,000 or more. The levy is paid into a fund administered by the Long Service Corporation (LSC). This fund pays long service to eligible building and construction workers.

Per application lodged – to cover the cost of electronic document management storage and/or paper file storage in an off site archive facility for applications kept in either electronic and/or paper files. For example development applications and complying development certificate applications	F	N	N	\$75.00	\$77.00	2.67%
Certified copy of a document, plan or map relating to an environmental planning instrument or conveyancing that could be admissible as evidence	F	N	N	\$60.00	\$60.00	0.00%

Name	Pricing Policy	CSO	GST	Year 25/26 Last YR Fee (incl. GST)	Year 26/27 Fee (incl. GST)	% Increase
------	----------------	-----	-----	------------------------------------	----------------------------	------------

### Private Works

All private works	F	N	Y	Price on application		
-------------------	---	---	---	----------------------	--	--

Name	Pricing Policy	CSO	GST	Year 25/26 Last YR Fee (incl. GST)	Year 26/27 Fee (incl. GST)	% Increase
------	----------------	-----	-----	------------------------------------	----------------------------	------------

## Rates and Property Information

Section 603 Certificate	B	N	N	\$100.00	\$100.00	0.00%
Section 603 Certificate – urgency fee	F	N	N	\$100.00	\$100.00	0.00%
Special water meter reading - manual reading	F	N	N	\$100.00	\$100.00	0.00%

Fee to cover the cost of reading or re-reading a water meter where calculating the pro rata fees is at the consumer's request, access is not available or smart meter conversion not granted.  
(Example: A final reading for the sale of property, Council required to attend a property or site to read a water meter).

Special water meter reading - urgency fee	F	N	N	\$100.00	\$100.00	0.00%
Dishonoured payment fee	F	N	N	\$30.00	\$30.00	0.00%
Special water meter reading - automated reading	F	N	N	\$45.00	\$45.00	0.00%

With the AMR implementation this replaces the water reading report included with the Section 603 Certificate and is issued as a separate certificate.

Water meter reading fee - private meter	F	N	N	\$103.00	\$106.00	2.91%
Sale of land for unpaid rates administration charge (per property)	F	N	N	\$2,000.00	\$2,000.00	0.00%
Reproduce a rates or water notice more than 12 months old but less than 6 years old	F	N	N	\$29.00	\$30.00	3.45%
Reproduce a rates or water notice, 2 or more times, that is less than 12 months old (per reproduction)	F	N	N	\$29.00	\$30.00	3.45%
Reminder notice fee	F	N	N	\$5.00	\$5.00	0.00%
Rural addressing fee	F	N	Y	\$133.00	\$137.00	3.01%
Rural addressing fee – large sign	F	N	Y	Price on application		
Refund request	F	N	N	\$80.00	\$80.00	0.00%

Applicable for multiple (more than one) refund requests within a financial year.  
GST may be applicable on refund requests depending upon the original charge raised/levied.

Name	Pricing Policy	CSO	GST	Year 25/26 Last YR Fee (incl. GST)	Year 26/27 Fee (incl. GST)	% Increase
------	----------------	-----	-----	------------------------------------	----------------------------	------------

## Recreation Grounds

### Recreation Grounds - Under Delegated Control of Section 355 Committees

Refer to [www.tamworth.nsw.gov.au/explore/venues-for-hire/community-centres-and-halls](http://www.tamworth.nsw.gov.au/explore/venues-for-hire/community-centres-and-halls). Section 355 Committees make recommendation to Council during July to September annually on their proposed schedule of fees and charges, the fee/charge is subject to endorsement by Council.

Recreation ground/reserve hire - fee/charge - on application to relevant committee (under control of the relevant Section 355 Committee)	A	Y	Y	Recreation ground/reserve hire - fee/charge - on application to relevant committee
--	---	---	---	--

Name	Pricing Policy	CSO	GST	Year 25/26 Last YR Fee (incl. GST)	Year 26/27 Fee (incl. GST)	% Increase
------	----------------	-----	-----	------------------------------------	----------------------------	------------

## Regulatory Inspections

Regulated business notification fee (creation/ registration of COM)	F	N	N	\$57.00	\$59.00	3.51%
Compliance inspection fee for compliance cost notice calculations	F	N	N	\$223.00	\$230.00	3.14%

## Inspection Charges

Additional inspections (including bond release inspection)	F	N	Y	\$170.00	\$175.00	2.94%
including re-inspections and inspections in relation to an application approved over 5 years ago						
Premises controlled under the Public Health Act and used for skin penetration	F	N	N	\$167.00	\$173.00	3.59%
Category 1 administration fee (includes 1 inspection)	F	N	N	\$670.00	\$690.00	2.99%
This category includes food premises that meet the criteria of fast choices (franchises of more than 20 stores per state, or 50 stores nationally); supermarket franchises; and any other premises that handles Potentially Hazardous Food (PHF) and that employ more than 15 FTE food handling staff						
Category 2 administration fee (includes 1 inspection)	F	N	N	\$470.00	\$490.00	4.26%
This category includes food premises that are handling PHF at a retail level including cooking raw meat products, having hot and cold display (e.g. Bain Mariés). Examples of this category include restaurants, cafes, hotels (with attached restaurants), sushi bars, bakerys, sandwich shops, takeaway food shops, corner shops doing take away cooked foods, and catering operators						
Category 3 administration fee (includes 1 inspection)	F	N	N	\$240.00	\$250.00	4.17%
This category includes food premises that are involved with PHF at a low risk level (no hot or cold holding/display of food, no raw to cooked poultry, no complex food processing, low turn-over and subsequently low risk). Examples of this category include corner stores which may make ready to eat sandwiches (but do not slice their own meat products), service stations (without restaurants attached), cafes not cooking food (e.g. cake/coffee type cafes), Bed and breakfast premises, and motels without restaurants attached (low level production) for example breakfasts only						
Premises used for the sale of food (per inspection) or per hour or part thereof	F	N	N	\$165.00	\$170.00	3.03%
Premises controlled under the Public Health Act and used as a public swimming pool	F	N	N	\$165.00	\$170.00	3.03%
Vehicles controlled under the Public Health Act and used as water carters	F	N	N	\$165.00	\$170.00	3.03%
Water cooling tower administration fee	F	N	N	\$62.00	\$64.00	3.23%
Water cooling tower inspection fee	A	N	N	\$165.00	\$170.00	3.03%
Fee for environmental health pre-purchase inspection	F	N	N	\$166.00	\$171.00	3.01%

## Biosecurity Act

Weeds inspection fee	F	N	N	\$166.00	\$171.00	3.01%
----------------------	---	---	---	----------	----------	-------

## Caravan Parks – 5 Year Approval Inspection Charges

As determined by the Director General, the Approved Inspection Fees for Caravan Parks. These approved fees are applicable to an 'approval to operate' either a caravan park, camping ground or manufactured home estate, granted after 1 July 1993.

### New/Existing Caravan Park, Camping Ground or Manufactured Home Estate

#### Initial Inspection and Re-inspection

(i) (a) The Council may impose, for the purposes of determining an application for the initial approval to operate (under section 68, F2 or F3 of the Act) a caravan park, camping ground or manufactured home estate, a maximum inspection fee of:

5 year approval/renewal to operate 40 or more sites	E	N	N	\$6 per site plus inspection fee		
---	---	---	---	----------------------------------	--	--

Name	Pricing Policy	CSO	GST	Year 25/26 Last YR Fee (incl. GST)	Year 26/27 Fee (incl. GST)	% Increase
------	----------------	-----	-----	--	----------------------------------	---------------

**Initial Inspection and Re-inspection** [continued]

5 year approval/renewal to operate less than 40 sites	E	N	N	\$5 per site plus inspection fee		
---	---	---	---	----------------------------------	--	--

**Reinspection Due to Non-Compliance**

(i) (b) Should any reinspection be required for the purposes outline in i (a) above due to non-compliance with regulations at the initial inspection, the council may impose a maximum fee of:

**Renewal of Caravan Park, Camping Ground or Manufactured Home Estate**

**Initial Inspection**

(i) (c) The Council may impose for the purposes of determining an application for the renewal of or continuation of an approval to operate a caravan park, camping ground or manufactured home estate, or for a periodic inspection required as a condition of the approval to operate, a maximum inspection fee of

**Reinspection Due to Non-Compliance**

(i) (d) Should any reinspection be required for the purposes outlined in i (c) due to a non-compliance with the regulations at the initial inspection, the council may impose a maximum fee of:

**Caravan Parks - Approval Inspection Charges**

**Replacement Approval to New Owner**

Amendment to approval	E	N	N	50% of 5 year approval to operate		
-----------------------	---	---	---	-----------------------------------	--	--

**Caravan Parks - Annual Inspection Charges**

**New/Existing Caravan Park, Camping Ground or Manufactured Home Estate**

**Annual Compliance Inspection and Reinspection Fees**

Annual compliance inspections 40 or more sites	E	N	N	\$5 per site plus inspection fee		
Annual compliance inspections less than 40 sites	E	N	N	\$4 per site plus inspection fee		

**Inspection and Reinspection Fee**

Annual inspection/reinspection fee	E	N	N	\$150 per hour		
------------------------------------	---	---	---	----------------	--	--

**Environmental Planning and Assessment Act 1979**

Compliance cost notices - notices of intention	B	N	N	\$750.00	\$750.00	0.00%
Compliance cost notices - orders	B	N	N	At cost as per EP&A Act 1979 Schedule 5 clause 37		

**Development Application Compliance Assessments**

Compliance advice fee per development application	E	N	N	\$150 per hour		
PLUS per application (if site audit required)	E	N	N	\$221.00	\$228.00	3.17%

**Food Act**

Improvement notice (Section 57)	B	N	N	\$565.00	\$565.00	0.00%
---------------------------------	---	---	---	----------	----------	-------

**Public Spaces (Unattended Property) Act 2021**

Article storage fee (per day or part thereof)	A	Y	N	\$14.00	\$15.00	7.14%
Storage of vehicle at pound (per day or part thereof)	A	Y	N	\$42.00	\$44.00	4.76%

Name	Pricing Policy	CSO	GST	Year 25/26 Last YR Fee (incl. GST)	Year 26/27 Fee (incl. GST)	% Increase
------	----------------	-----	-----	--	----------------------------------	---------------

### Public Spaces (Unattended Property) Act 2021 [continued]

Conveying of abandoned motor vehicle and storage at pound	F	Y	N	Actual cost plus administration fee		
Conveying of abandoned article (not including motor vehicles) to pound/storing abandoned article at pound	A	Y	N	\$95.00	\$98.00	3.16%
Vehicle impounding administration fee	A	Y	N	\$120.00	\$120.00	0.00%

### Local Government Act

Overgrown block administration fee	A	N	N	\$135.00	\$140.00	3.70%
------------------------------------	---	---	---	----------	----------	-------

### Onsite Sewer Management System (OSSM)

AWTS service report scanning of paper reports	E	N	N	\$6.00	\$7.00	16.67%
OSSM registration fee	E	N	N	\$15.00	\$16.00	6.67%
OSSM inspection request - required within 3 days	E	N	N	\$0.00	\$450.00	∞
OSSM inspection request - required within 14 days	E	N	N	\$0.00	\$350.00	∞
OSSM inspection request - over 14 days	E	N	N	\$0.00	\$175.00	∞
OSSM inspection fee	E	N	N	\$167.00	\$173.00	3.59%
OSSM Change of Ownership Fee	E	N	N	\$0.00	\$47.00	∞

### Protection of the Environment Operations Act

Compliance cost notice (Section 104)	F	N	N	Actual cost		
Clean-up notice (Section 91) administration cost	B	N	N	\$803.00	\$840.00	4.61%
Prevention notice (Section 96) administration cost	B	N	N	\$803.00	\$840.00	4.61%
Noise control notice (Section 264) administration cost	B	N	N	\$803.00	\$840.00	4.61%

### Public Health Act

Reinspection fee for improvement notice and prohibition orders (minimum 1/2hr max 2hr)	B	N	N	\$255.00	\$255.00	0.00%
Improvement notice and prohibition orders – regulated system	B	N	N	\$635.00	\$665.00	4.72%
Improvement notice and prohibition orders – other	B	N	N	\$295.00	\$309.00	4.75%

### Underground Petroleum Storage Systems

Underground petroleum storage system (UPSS) premises inspection	F	N	N	\$500.00	\$500.00	0.00%
Reinspection fee	F	N	N	\$167.00	\$173.00	3.59%

Name	Pricing Policy	CSO	GST	Year 25/26 Last YR Fee (incl. GST)	Year 26/27 Fee (incl. GST)	% Increase
------	----------------	-----	-----	------------------------------------	----------------------------	------------

## Roads, Drainage and Footpaths

### Alcohol Free Zone Suspension Application

Alcohol free zone suspension application	F	N	N	\$300.00	\$300.00	0.00%
--	---	---	---	----------	----------	-------

### Car Parking

Metered (on/off street) parking (per hour)	A	N	Y	\$1.20	\$1.50	25.00%
Daily reservation of any parking bay in the Tamworth CBD (e.g. skip bins, construction related vehicles, temporary shipping containers)	A	N	N	\$50 per parking space per day		
Daily reservation of a time restricted parking bay or off-street parking bay elsewhere in Tamworth urban area (e.g. skip bins, construction related vehicles, temporary shipping containers)	A	N	N	\$25 per parking space per day		

### Direction Signs

Standard blade on existing post	A	N	Y	\$353.00	\$364.00	3.12%
Standard blade on new post	A	N	Y	\$446.00	\$459.00	2.91%
Non-standard blades will be quoted at the time of request	A	N	Y	Actual cost as per quotation		

### Drainage

Mitchell street stormwater upgrade works contribution (per lot)	F	N	N	\$2,502.35	\$2,577.42	3.00%
---	---	---	---	------------	------------	-------

### Footpath Restaurant Seating - Licence Fees

Per chair per annum (Tamworth city area)	F	N	N	\$52.00	\$54.00	3.85%
Per chair per annum (outside Tamworth city area)	A	N	N	\$11.30	\$11.70	3.54%
Licensed establishment fee per licence	F	N	N	\$173.00	\$179.00	3.47%

### Public Gates Licence

Public gates licence	B	N	N	\$75.00	\$75.00	0.00%
----------------------	---	---	---	---------	---------	-------

### Ratepayers' Contribution Towards Kerb and Gutter Construction

Frontage rate (per metre)	F	N	N	Nil		
Sideage or rearage rate	F	N	N	Nil		

### Restoration Charges

Profit margin is defined in Statement of Revenue Policy

#### Roads (Minimum Area 1 Square Metre)

(a) Flush seal (per square metre)	F	N	N	Actual cost as per quotation		
(b) Shale formed pavement (per square metre)	F	N	N	Actual cost as per quotation		
(c) Natural unformed pavement (per square metre)	F	N	N	Actual cost as per quotation		
(d) Maintenance grading	F	N	N	Actual cost as per quotation		

Name	Pricing Policy	CSO	GST	Year 25/26 Last YR Fee (incl. GST)	Year 26/27 Fee (incl. GST)	% Increase
------	----------------	-----	-----	------------------------------------	----------------------------	------------

### Footpaths (Minimum Area 1 Square Metre)

(a) Concrete (per square metre)	F	N	N	Actual cost as per quotation
(b) A.C. seal (per square metre)	F	N	N	Actual cost as per quotation
(c) Flush seal (per square metre)	F	N	N	Actual cost as per quotation
(d) Natural gravel (per square metre)	F	N	N	Actual cost as per quotation
(e) Grassed (per square metre)	F	N	N	Actual cost as per quotation

### Kerb and Gutter

Kerb and gutter (new kerb and/or driveway layback)	F	N	N	Actual cost as per quotation
--	---	---	---	------------------------------

### Drainage Reserves

Drainage reserves – turf (minimum area 1 square metre)	F	N	N	Actual cost as per quotation
--	---	---	---	------------------------------

### Road Closure

Lodgement fee	F	N	N	Actual cost as per quotation
Compiled plan fee	F	N	N	Actual cost as per quotation
Advertising fee	F	N	N	Actual cost as per quotation
Processing fee	F	N	N	Actual cost as per quotation
Ministerial approval fee (paid by council to Crown Lands if applicable)	F	N	N	Actual cost as per quotation

### Road Lease

All road leases will be quoted at the time of request	F	N	Y	Actual cost as per quotation
---	---	---	---	------------------------------

### Road Opening Permits

Road opening permits	F	N	N	Actual cost as per quotation
----------------------	---	---	---	------------------------------

### Public Electric Vehicle Charging Stations

CBD public carparking spaces – upfront fee	A	N	Y	50% of the rate listed in Planning, Building and Development   Development Contributions   Tamworth Regional Section 94 (Direct) Contributions Plans 2013   CBD Car Parking
--	---	---	---	---

### Annual Fee for EV Charging Station Providers

Council reserves the right to require appropriate remuneration for use of Public Land for the purposes of operating EV charging stations on an annual basis.

Located in the CBD	A	N	Y	An annual charge of \$2,000.00 will be charged for each public carpark removed from service and located in the Tamworth CBD.
Located outside the CBD	A	N	Y	An annual charge of \$500.00 will be charged for each public carpark removed from service and located outside the Tamworth CBD.

Name	Pricing Policy	CSO	GST	Year 25/26 Last YR Fee (incl. GST)	Year 26/27 Fee (incl. GST)	% Increase
------	----------------	-----	-----	------------------------------------	----------------------------	------------

### Sewer Services

Work on sewer extensions, junctions and manholes	D	N	N	Actual cost as per quotation		
Fee for requote for work on sewer extensions, junctions and manholes	D	N	N	\$260.00	\$268.00	3.08%
Hills Plain low pressure sewer – Forest Road main payment (per Lot)	F	N	N	\$301.00	\$311.00	3.32%
Hills Plain low pressure sewer capital charge (per tenement)	F	N	N	\$9,745.00	\$10,057.00	3.20%

Name	Pricing Policy	CSO	GST	Year 25/26 Last YR Fee (incl. GST)	Year 26/27 Fee (incl. GST)	% Increase
------	----------------	-----	-----	------------------------------------	----------------------------	------------

## Show Grounds

### Manilla Showground

#### Ground Rental Agreements

Manilla Bushman's Carnival Committee (per annum)	A	Y	Y	\$235.00	\$243.00	3.40%
Manilla Kennel Club Inc (per annum)	A	Y	Y	\$235.00	\$243.00	3.40%
Manilla Pony Club (per annum)	A	Y	Y	\$1,166.00	\$1,203.00	3.17%
Manilla Equine and Sporting Association (per annum)	A	Y	Y	\$1,286.00	\$1,327.00	3.19%
Manilla Show Society (per annum)	A	Y	Y	\$680.00	\$702.00	3.24%
Team Penning per annum	A	Y	Y	\$713.00	\$736.00	3.23%
Trotting Club (per each licensed user) (per annum)	F	N	Y	\$135.00	\$139.00	2.96%
Vintage machinery group (per annum)	A	Y	Y	\$480.00	\$495.00	3.13%

#### General Hire

Horticulture pavilion (per day)	A	Y	Y	\$40.00	\$41.00	2.50%
Kiosk northern (per day)	F	N	Y	\$53.00	\$55.00	3.77%
Main pavilion (per day)	F	N	Y	\$53.00	\$55.00	3.77%
Ground rental casual users (grounds outside the Show Ring) (per day)	F	N	Y	\$62.00	\$64.00	3.23%
Ground rental of show ring per day	F	N	Y	\$223.00	\$230.00	3.14%
Ground rental of show ring per hour	A	Y	Y	\$29.00	\$30.00	3.45%
Ground rental for whole of complex per day for any combination of hire	F	N	Y	\$541.00	\$558.00	3.14%
Casual user charge for stable hire per stall per day	F	N	Y	\$14.00	\$15.00	7.14%
User charge: cattle yards/day (only emergency for loading a horse, cows etc.) per use	F	N	Y	\$54.00	\$56.00	3.70%

#### Camping

Manilla Showground is only available for camping when/if the caravan park is full, or if you are travelling with stock.

Camping grounds per person per night unpowered	F	N	Y	\$17.00	\$18.00	5.88%
Camping grounds per person per night powered site	F	N	Y	\$32.00	\$33.00	3.13%

Name	Pricing Policy	CSO	GST	Year 25/26 Last YR Fee (incl. GST)	Year 26/27 Fee (incl. GST)	% Increase
------	----------------	-----	-----	--	----------------------------------	---------------

## Turf Sporting fields

Tamworth Regional Council manages a significant number of sporting fields within the LGA. These facilities vary significantly in the infrastructure provided, quality of the playing surface and the level of competition played. In an effort to provide a fee structure that reflects the range and quality of facilities provided, Tamworth Regional Council classifies its sporting fields into four Tiers as detailed below with their respective classification standards.

Includes Council managed sports fields in Tamworth and Manilla.

## Lighting Fees (Per Hour)

There are a number of sports fields where lighting is adequate for training and competition. These lights are predominately used by winter sporting codes, therefore costs relating to the delivery of lighting services are to be at the users expense.

User groups are provided with codes to switch lights on and off and these codes provide Tamworth Regional Council with accurate usage data. Tamworth Regional Council's sports facilities have varying quality of lights and users will be charged for their exact usage per facility.

Barraba Rugby League fields - Circuit 1	F	N	Y	\$11.25	\$11.53	2.49%
Chaffey Park Manilla - Circuit 1	F	N	Y	\$6.01	\$6.16	2.50%
Chaffey Park Manilla - Circuit 2	F	N	Y	\$6.01	\$6.16	2.50%
Chaffey Park Manilla - Circuit 3	F	N	Y	\$6.01	\$6.16	2.50%
Gipps Street – Cross Park Circuit 1	F	N	Y	\$4.51	\$4.62	2.44%
Gipps Street – Cross Park Circuit 2	F	N	Y	\$4.51	\$4.62	2.44%
Gipps Street – Cross Park Circuit 3	F	N	Y	\$4.51	\$4.62	2.44%
Gipps Street – Cross Park Circuit 4	F	N	Y	\$4.51	\$4.62	2.44%
Gipps Street – Lower Circuit 1	F	N	Y	\$1.49	\$1.52	2.01%
Gipps Street – Lower Circuit 2	F	N	Y	\$4.51	\$4.62	2.44%
Gipps Street – Lower Circuit 3	F	N	Y	\$4.51	\$4.62	2.44%
Gipps Street – Lower Circuit 4	F	N	Y	\$4.51	\$4.62	2.44%
Gipps Street – Lower Circuit 5	F	N	Y	\$4.51	\$4.62	2.44%
Gipps Street – Lower Circuit 6	F	N	Y	\$1.49	\$1.52	2.01%
Gipps Street – Lower Circuit 7	F	N	Y	\$3.01	\$3.09	2.66%
Gipps Street – Lower Circuit 8	F	N	Y	\$9.02	\$9.25	2.55%
Gipps Street – Upper Circuit	F	N	Y	\$16.52	\$16.94	2.54%
Marius Street Field 2 - Circuit/Switch 1	C	Y	Y	\$6.01	\$6.16	2.50%
No.1 Oval – Circuit 1	F	N	Y	\$12.76	\$13.08	2.51%
No.1 Oval – Circuit 2	F	N	Y	\$26.26	\$26.91	2.48%
Plain Street West – Circuit/Switch 1	F	N	Y	\$9.02	\$9.25	2.55%
Plain Street West – Circuit/Switch 2	F	N	Y	\$9.02	\$9.25	2.55%
Plain Street West – Circuit/Switch 3	F	N	Y	\$9.02	\$9.25	2.55%
Plain Street West – Circuit/Switch 4	F	N	Y	\$9.02	\$9.25	2.55%
Plain Street East - Circuit/Switch 1	C	Y	Y	\$9.02	\$9.25	2.55%
Plain Street East - Circuit/Switch 2	C	Y	Y	\$9.02	\$9.25	2.55%
Plain Street East - Circuit/Switch 3	C	Y	Y	\$11.26	\$11.55	2.58%
Riverside 3 – Circuit/Switch 1	C	Y	Y	\$15.01	\$15.38	2.47%
Riverside 5 - Circuit/Switch 1	C	Y	Y	\$9.02	\$9.25	2.55%
Viaduct Park – Circuit 1	F	N	Y	\$8.25	\$8.46	2.55%

Name	Pricing Policy	CSO	GST	Year 25/26 Last YR Fee (incl. GST)	Year 26/27 Fee (incl. GST)	% Increase
------	----------------	-----	-----	------------------------------------	----------------------------	------------

### Lighting Fees (Per Hour) [continued]

Viaduct Park – Circuit 2	F	N	Y	\$5.25	\$5.39	2.67%
--------------------------	---	---	---	--------	--------	-------

### Field Preparation Fees

Field Preparation fees are to cover the recurring preparation requirements of each field throughout the season. The frequency of said recurrence is at the discretion of each respective user group. The fee is applied per field, per preparation.

Australian Rules	C	Y	Y	\$114.22	\$117.07	2.50%
Baseball	C	Y	Y	\$115.74	\$118.64	2.51%
Cricket (turf wicket)	C	Y	Y	\$1,309.77	\$1,342.51	2.50%
Cricket (synthetic wicket)	C	Y	Y	\$45.69	\$46.83	2.50%
Football (soccer) senior	C	Y	Y	\$91.40	\$93.68	2.49%
Football (soccer) 6-7 years	C	Y	Y	\$30.28	\$31.04	2.51%
Football (soccer) 8-9 years	C	Y	Y	\$51.77	\$53.07	2.51%
Football (soccer) 10-11years	C	Y	Y	\$72.75	\$74.56	2.49%
Oztag seniors	C	Y	Y	\$63.95	\$65.55	2.50%
Oztag juniors (mini)	C	Y	Y	\$38.08	\$39.02	2.47%
Rugby league (mini 6-8 years)	C	Y	Y	\$38.08	\$39.02	2.47%
Rugby league (mini 9-12 years)	C	Y	Y	\$63.95	\$65.55	2.50%
Rugby league (12 years plus)	C	Y	Y	\$103.56	\$106.15	2.50%
Rugby union	C	Y	Y	\$103.56	\$106.15	2.50%
Softball	C	Y	Y	\$72.75	\$74.56	2.49%
Touch	C	Y	Y	\$63.95	\$65.55	2.50%

### Season Preparation Fees

Seasonal User Groups require field preparation work before they can commence their season. Given the large discrepancy between the needs of each sport, a seasonal preparation fee is charged once per field, per season, in addition to hourly hire rates.

The fees listed for each sport have been based on actual time and material costs.

Australian Rules	C	Y	Y	\$877.24	\$899.17	2.50%
Baseball	C	Y	Y	\$109.65	\$112.39	2.50%
Cricket (turf wicket)	C	Y	Y	\$1,644.84	\$1,685.96	2.50%
Cricket (synthetic wicket)	C	Y	Y	\$109.65	\$112.39	2.50%
Football (soccer) senior	C	Y	Y	\$548.28	\$561.99	2.50%
Football (soccer) 6-7 years	C	Y	Y	\$109.65	\$112.39	2.50%
Football (soccer) 8-9 years	C	Y	Y	\$137.07	\$140.50	2.50%
Football (soccer) 10-11years	C	Y	Y	\$219.32	\$224.80	2.50%
Oztag seniors	C	Y	Y	\$438.63	\$449.60	2.50%
Oztag juniors (mini)	C	Y	Y	\$274.14	\$281.00	2.50%
Rugby league (mini 6-8 years)	C	Y	Y	\$219.32	\$224.80	2.50%
Rugby league (mini 9-12 years)	C	Y	Y	\$328.97	\$337.19	2.50%
Rugby league (12 years plus)	C	Y	Y	\$548.28	\$561.99	2.50%
Rugby Union	C	Y	Y	\$548.28	\$561.99	2.50%
Softball	C	Y	Y	\$219.32	\$224.80	2.50%
Touch	C	Y	Y	\$438.63	\$449.60	2.50%

Name	Pricing Policy	CSO	GST	Year 25/26 Last YR Fee (incl. GST)	Year 26/27 Fee (incl. GST)	% Increase
------	----------------	-----	-----	------------------------------------	----------------------------	------------

### Field Hire Fees

A Field hire fee has been determined for each of the four classifications listed in the table below. The fee is designed to offset costs associated with the annual upkeep of the field and associated buildings including general maintenance, field renovations, rates, mowing and water charges.

Booking administration fee	F	N	Y	\$54.00	\$56.00	3.70%
Cross country events (per venue, per day)	F	N	Y	\$163.00	\$168.00	3.07%
Premier	C	Y	Y	\$0.0145 per hour / per m2		
<ul style="list-style-type: none"> <li>- High quality lighting (&gt;150 Lux)</li> <li>- Excellent turf playing surface</li> <li>- Field has perimeter fencing</li> <li>- Grandstand</li> <li>- Pavilion / Clubhouse with amenities</li> <li>- Quality irrigation and drainage</li> <li>- Quality support structures (coach's boxes, sightscreens, scoreboards etc.)</li> <li>- Designated car parking</li> <li>- Intensive maintenance</li> </ul>						
Tier 2	C	Y	Y	\$0.0109 per hour / per m2		
<ul style="list-style-type: none"> <li>- Good lighting (150 Lux)</li> <li>- Good quality playing surface (good consistent grass coverage / turf wicket)</li> <li>- Could have perimeter fencing</li> <li>- Could have grandstand</li> <li>- Pavilion / Clubhouse with amenities</li> <li>- Good Irrigation &amp; drainage</li> <li>- Could have support structures (coach's boxes, sightscreens, scoreboards etc.)</li> <li>- Designated car parking</li> <li>- High Maintenance</li> </ul>						
Tier 3	C	Y	Y	\$0.0068 per hour / per m2		
<ul style="list-style-type: none"> <li>- Could have training lights (100 Lux)</li> <li>- Average playing surface (medium grass coverage / synthetic cricket wickets)</li> <li>- Could have amenities</li> <li>- Could have irrigation</li> <li>- Could have car parking</li> <li>- Regular maintenance</li> </ul>						
Tier 4	C	Y	Y	\$0.0026 per hour / per m2		
<ul style="list-style-type: none"> <li>- No lights</li> <li>- Low quality grass coverage and inconsistent playing surface</li> <li>- No irrigation</li> <li>- Limited access to amenities</li> <li>- Minimal maintenance</li> </ul>						

### Private Works - Turf Renovations

Private works	F	N	Y	Price on application		
---------------	---	---	---	----------------------	--	--

Name	Pricing Policy	CSO	GST	Year 25/26 Last YR Fee (incl. GST)	Year 26/27 Fee (incl. GST)	% Increase
------	----------------	-----	-----	------------------------------------	----------------------------	------------

### Street Banners

Elevated banners - advertising fee - Olympic Pool front - per week	F	N	Y	\$170.00	\$210.00	23.53%
Elevated banners - advertising fee - Peel Street - per site, per week	F	N	Y	\$122.00	\$164.00	34.43%
Ground level banners - advertising fee - per site, per week	F	N	Y	\$116.00	\$147.00	26.72%
Elevated banners - installation (includes removal) - per site, per installation	F	N	Y	\$754.00	\$781.00	3.58%
Ground level banners - installation (includes removal) - per site, per installation	F	N	Y	\$176.00	\$185.00	5.11%

Name	Pricing Policy	CSO	GST	Year 25/26 Last YR Fee (incl. GST)	Year 26/27 Fee (incl. GST)	% Increase
------	----------------	-----	-----	------------------------------------	----------------------------	------------

## Tamworth Country Music Festival (TCMF)

Festival Dates: Friday 15 January to Sunday 24 January 2027 - [www.tcmf.com.au](http://www.tcmf.com.au)

### TCMF Official Guide and Phone App

TCMF Official Guide	F	N	Y	\$10.00	\$10.00	0.00%
TCMF Official Guide pre-order (includes postage and handling)	F	N	Y	\$18.00	\$18.00	0.00%

### TCMF Official Guide Advertising

TCMF Official Guide advertising	F	N	Y	The TCMF Official Guide publication is managed and operated as a commercial activity of the council. Fees and charges related to the services and advertising in the TCMF Official Guide are not published for reason that knowledge of the schedule of fees and charges would confer a commercial advantage on a competitor of the council. Fees and charges applicable will be provided to individual advertisers on application to the council. For certain events council will consider negotiating advertising and/or profit sharing arrangements based on standard industry commercial practice.		
---------------------------------	---	---	---	--	--	--

### Temporary Camping

For ten day festival period (per site) or part thereof Thursday 14 – Sunday 24 January 2027	A	N	Y	\$250.00	\$270.00	8.00%
For countdown and festival period (per site) or arrival part thereof Friday 8 – Sunday 24 January 2027	A	N	Y	\$350.00	\$380.00	8.57%
Final weekend Friday 22 – Sunday 24 January 2027	A	N	Y	\$100.00	\$100.00	0.00%

### Itinerant Traders and Activities

#### Food Outlets

(food preparation on-site) – includes provision of 2 x 15 amp outlets

Additional fee for local traders sites (over 6m) per metre	F	N	Y	\$275.00	\$300.00	9.09%
Additional fee for visitor traders sites (over 6m) per metre	F	N	Y	\$420.00	\$450.00	7.14%
Local trading fee (up to 6m)	F	N	Y	\$1,700.00	\$1,800.00	5.88%
Visitor trading fee (up to 6m)	F	N	Y	\$2,750.00	\$2,800.00	1.82%
Waste water management fee	F	N	Y	\$150.00	\$150.00	0.00%

#### Commercial Traders

Other than prepared food - includes provision of 2 x 10 amp outlets

Note: Areas to be determined prior to commencement of Tamworth Country Music Festival.

#### Peel and Fitzroy Streets

Trading fee - trader's own marquee (per 3m site). Maximum 9m	F	N	Y	\$1,600.00	\$1,700.00	6.25%
Trading fee - marquee supplied (per 3m site). Maximum 9m	F	N	Y	\$2,200.00	\$2,300.00	4.55%

Name	Pricing Policy	CSO	GST	Year 25/26 Last YR Fee (incl. GST)	Year 26/27 Fee (incl. GST)	% Increase
------	----------------	-----	-----	------------------------------------	----------------------------	------------

**Peel and Fitzroy Streets** [continued]

Corner site surcharge	F	N	Y	\$450.00	\$465.00	3.33%
-----------------------	---	---	---	----------	----------	-------

**Kable Ave**

Trading fee – site only (per 3m site) up to 9m	F	N	Y	\$1,800.00	\$1,900.00	5.56%
Trading fee – site only - Over 9m	F	N	Y	Price on Application		

**Power**

(for all CBD and Bicentennial Park traders)

Each 10 amp outlet	F	N	Y	\$100.00	\$110.00	10.00%
Each 15 amp outlet	F	N	Y	\$165.00	\$180.00	9.09%
Each 3 phase outlet	F	N	Y	\$270.00	\$300.00	11.11%

**Bicentennial Park**

**Food Outlets and Commercial Traders**

includes provision of 2 x 15 amp outlets

**Central Business District**

**Existing Retail Premises**

CBD footpath trading fee – existing premises with street frontage. Fee per 3m site. Occupier's lease held for a minimum of six months prior to commencement of the Tamworth Country Music Festival	A	N	Y	\$230.00	\$500.00	117.39%
CBD footpath trading – existing premises with street frontage. Fee per 3m site. Occupier's lease held for less than six months prior to commencement of the Tamworth Country Music Festival	A	N	Y	\$600.00	\$800.00	33.33%

**Peel Street (Footpath/Road)**

Artisan (local) (per 3m site, maximum 9m) Supplying own marquee	A	N	Y	\$450.00	\$465.00	3.33%
Artisan (visitor) (per 3m site, maximum 9m)	A	N	Y	\$680.00	\$710.00	4.41%
Artisan (visitor or local) marquee supplied (per 3m site, maximum 9m)	A	N	Y	\$0.00	\$2,300.00	∞
Power access fee for Peel street per outlet (from street light poles)	A	N	Y	\$60.00	\$70.00	16.67%
Charitable organisation – site only (per 3m site)	A	N	Y	\$285.00	\$295.00	3.51%

**Vehicle or Animal Tours and Rides**

For ten day festival period	F	N	Y	\$770.00	\$795.00	3.25%
-----------------------------	---	---	---	----------	----------	-------

**Animal and Other Commercial Displays**

For ten day festival period - up to 6m site	F	N	Y	\$750.00	\$780.00	4.00%
---	---	---	---	----------	----------	-------

**Call Out & Electrical Fees**

Electrical call out fee - Monday to Friday 9am to 5pm	F	N	Y	\$250.00	\$250.00	0.00%
---	---	---	---	----------	----------	-------

Name	Pricing Policy	CSO	GST	Year 25/26 Last YR Fee (incl. GST)	Year 26/27 Fee (incl. GST)	% Increase
------	----------------	-----	-----	------------------------------------	----------------------------	------------

**Call Out & Electrical Fees** [continued]

Electrical call out fee - out of hours, weekends, public holidays	F	N	Y	\$500.00	\$500.00	0.00%
Test & tag (per cable)	F	N	Y	\$0.00	\$5.50	∞

Name	Pricing Policy	CSO	GST	Year 25/26 Last YR Fee (incl. GST)	Year 26/27 Fee (incl. GST)	% Increase
------	----------------	-----	-----	--	----------------------------------	------------

### Tamworth Environment Laboratory

Tamworth Environmental Laboratory	F	N	Y	The Tamworth Environmental Laboratory is managed and operated to provide an internal service to council. Some services are provided to external clients on a commercial basis. As a commercial activity of the council, fees and charges are not published for the reason that knowledge of the schedule of fees and charges would confer a commercial advantage on a competitor of the council. Fees and charges applicable will be provided on application to the council.		
-----------------------------------	---	---	---	--	--	--

Name	Pricing Policy	CSO	GST	Year 25/26 Last YR Fee (incl. GST)	Year 26/27 Fee (incl. GST)	% Increase
------	----------------	-----	-----	------------------------------------	----------------------------	------------

## Trade Waste

### General Fees and Charges

Trade waste application fee – Category A & B	F	N	N	\$120.00	\$120.00	0.00%
Trade waste application Fee – Category C	F	N	N	\$600.00	\$600.00	0.00%
Septic waste disposal Westdale treatment plan per kilolitre	C	Y	N	\$134.00	\$134.00	0.00%
Grease trap liquid waste disposal at Westdale treatment facility - waste generated outside Tamworth Regional Council local government area per kL	C	Y	N	\$305.00	\$315.00	3.28%
Grease trap liquid waste disposal at Westdale treatment facility - waste generated inside Tamworth Regional Council local government area per kL	C	Y	N	\$154.00	\$159.00	3.25%
Application withdrawal/modification fee – all classifications	F	N	N	Based on work completed prior to withdrawal/modification (% of application fee)		
Discharge of stormwater, surface or subsoil water to sewer – all categories	F	N	N	\$17.80	\$17.80	0.00%
Food waste disposal charge – all categories	F	N	N	\$36.00	\$36.00	0.00%
Reinspection fee – all classifications	F	N	N	\$112.00	\$112.00	0.00%
Application for exception of installing standard pre-treatment equipment – all categories	F	N	N	\$120.00	\$120.00	0.00%
Application for sewer discharge factor variation – all categories	F	N	N	\$120.00	\$120.00	0.00%
Application for trade waste discharge factor variation – all categories	F	N	N	\$120.00	\$120.00	0.00%

### Excess Mass and Non-Compliant Excess Mass Charge (Category 3 discharges)

Aluminum	F	N	N	\$0.92	\$0.92	0.00%
Ammonia	F	N	N	\$2.90	\$2.90	0.00%
Arsenic	F	N	N	\$91.07	\$91.07	0.00%
Barium	F	N	N	\$46.69	\$46.69	0.00%
Biological Oxygen Demand (BOD)	F	N	N	\$0.92	\$0.92	0.00%
Boron	F	N	N	\$0.92	\$0.92	0.00%
Bromine	F	N	N	\$18.55	\$18.55	0.00%
Cadmium	F	N	N	\$425.73	\$425.73	0.00%
Chloride	F	N	N	\$0.00	\$0.00	0.00%
Chlorinated Hydrocarbons	F	N	N	\$46.54	\$46.54	0.00%
Chlorinated Phenolics	F	N	N	\$1,845.20	\$1,845.20	0.00%
Chlorine	F	N	N	\$1.95	\$1.95	0.00%
Chromium	F	N	N	\$31.09	\$31.09	0.00%
Cobalt	F	N	N	\$18.79	\$18.79	0.00%
Copper	F	N	N	\$18.79	\$18.79	0.00%
Cyanide	F	N	N	\$91.07	\$91.07	0.00%
Fluoride	F	N	N	\$4.67	\$4.67	0.00%
Formaldehyde	F	N	N	\$1.95	\$1.95	0.00%
Oil and Grease	F	N	N	\$1.81	\$1.81	0.00%
Herbicides/defoliant	F	N	N	\$922.03	\$922.03	0.00%
Iron	F	N	N	\$1.95	\$1.95	0.00%
Lead	F	N	N	\$46.69	\$46.69	0.00%

Name	Pricing Policy	CSO	GST	Year 25/26 Last YR Fee (incl. GST)	Year 26/27 Fee (incl. GST)	% Increase
Lithium	F	N	N	\$9.11	\$9.11	0.00%
Manganese	F	N	N	\$9.11	\$9.11	0.00%
Mercaptans	F	N	N	\$91.07	\$91.07	0.00%
Mercury	F	N	N	\$3,068.87	\$3,068.87	0.00%
Methylene Blue Active Substance (MBAS)	F	N	N	\$0.92	\$0.92	0.00%
Molybdenum	F	N	N	\$0.92	\$0.92	0.00%
Nickel	F	N	N	\$33.01	\$33.01	0.00%
Nitrogen (Total Kjeldahl Nitrogen – TKN)	F	N	N	\$0.29	\$0.29	0.00%
Organic compounds	F	N	N	\$922.03	\$922.03	0.00%
Pesticides General (excludes organochlorines and organophosphates)	F	N	N	\$922.03	\$922.03	0.00%
Petroleum Hydrocarbons (non-flammable)	F	N	N	\$3.06	\$3.06	0.00%
pH Coefficient	F	N	N	\$0.68	\$0.68	0.00%
Phenolic Compounds (non-chlorinated)	F	N	N	\$9.11	\$9.11	0.00%
Total Phosphorus	F	N	N	\$1.95	\$1.95	0.00%
Poly Aromatic Hydrocarbons	F	N	N	\$18.79	\$18.79	0.00%
Selenium	F	N	N	\$66.02	\$66.02	0.00%
Silver	F	N	N	\$1.81	\$1.81	0.00%
Sulfate	F	N	N	\$0.35	\$0.35	0.00%
Sulfide	F	N	N	\$1.95	\$1.95	0.00%
Sulphite	F	N	N	\$2.05	\$2.05	0.00%
Suspended Solids	F	N	N	\$1.17	\$1.17	0.00%
Thiosulfate	F	N	N	\$0.35	\$0.35	0.00%
Tin	F	N	N	\$9.11	\$9.11	0.00%
Total Dissolved Solids	F	N	N	\$0.08	\$0.08	0.00%
Zinc	F	N	N	\$17.88	\$17.88	0.00%

Name	Pricing Policy	CSO	GST	Year 25/26 Last YR Fee (incl. GST)	Year 26/27 Fee (incl. GST)	% Increase
------	----------------	-----	-----	------------------------------------	----------------------------	------------

## Waste Services

### Domestic

When visiting Tamworth Regional Councils waste disposal sites please be aware of the following:

- All domestic and commercial customers are encouraged to separate waste material prior to attending a site.
- Follow the direction of facility staff when on site, as waste relocation charges may apply.
- Disposal charges are determined by the operator.
- Waste generated outside Tamworth LGA are not accepted unless with prior written approval, with additional fees and disposal charges imposed (in accordance with Council policy).
- Waste vouchers are redeemable at all waste facilities as per terms and conditions stated on the voucher.
- When recycling, please note:
  - E-waste free disposal for domestic customers only consisting of TV's, computers, printers, monitors, keyboards, mice, modems (whole items only).
  - A charge for solar panels, tyres and mattress (innerspring) disposal applies at all sites, for all customers (domestic and commercial) and is applicable on all sizes. This is in addition to the waste material load brought to the facility.
  - Household chemicals will only be accepted in domestic quantities at Forest Road Landfill.
  - Degassed refrigerators, freezers and air conditioners require a receipt or certificate of works, otherwise fees and charges apply.
  - drumMuster: de-capped and triple rinsed containers with drumMUSTER logo can be accepted at Forest Road, Barraba and Manilla waste sites only.
- All soil, construction and demolition material to be disposed of at Forest Road Landfill.
- Council may use information such as the historic use of the facility by the customer, along with the type and size of vehicle to determine whether a waste load is commercial or domestic.
- Minimum Charge for all waste disposal charges (domestic and commercial) is \$5 at all sites, unless stated otherwise.
- Cubic metre = m<sup>3</sup>

### Forest Road Landfill

General mixed waste self-hauled (non-hazardous) per tonne	D	N	Y	\$168.00	\$173.00	2.98%
50/50 general solid waste & resource recoverable materials (soil, plastics, glass, cardboard, green waste, metal, NO polystyrene or construction material) per tonne	D	N	Y	\$87.00	\$90.00	3.45%
Asbestos (non-friable) up to 10m <sup>2</sup> or 100kg (self-haul) each	D	N	Y	\$23.00	\$24.00	4.35%
For quantities over 10m <sup>2</sup> or 100kg, removal and disposal requires a Class A or B asbestos removalist charged at the tonnage rate.						
Asbestos waste disposal bags (per bag)	D	N	Y	\$18.00	\$19.00	5.56%
Concrete clean per tonne	D	N	Y	\$25.00	\$26.00	4.00%

### Rural Sites

General mixed waste (non-hazardous) - ute/Car - up to 1m <sup>3</sup>	D	N	Y	\$19.00	\$20.00	5.26%
General mixed waste (non-hazardous) - ute/car with single axle trailer - up to 2m <sup>3</sup>	D	N	Y	\$30.00	\$31.00	3.33%
General mixed waste (non-hazardous) - ute/car with double axle trailer - up to 4m <sup>3</sup>	D	N	Y	\$57.00	\$62.00	8.77%
General mixed waste (non-hazardous) - small trucks/ large trailer - up to 6m <sup>3</sup>	D	N	Y	\$108.00	\$124.00	14.81%

Name	Pricing Policy	CSO	GST	Year 25/26 Last YR Fee (incl. GST)	Year 26/27 Fee (incl. GST)	% Increase
50/50 general solid waste & sorted recyclables (plastics, glass, cardboard, green waste, metal) up to 1 m3 or 4 x 240L bins per visit (domestic customers)	D	N	Y	\$8.00	\$10.00	25.00%
Greenwaste - ute/car - up to 1m3	D	N	Y	\$6.00	\$8.00	33.33%
Greenwaste - ute/car with single axle trailer - up to 2m3	D	N	Y	\$11.00	\$12.00	9.09%
Greenwaste - ute/car with double axle trailer - up to 6m3	D	N	Y	\$16.00	\$30.00	87.50%
Recycling mixed - ute/car (plastics, cardboard, glass, cans, paper) - per 1m3	D	N	Y	\$6.00	\$8.00	33.33%

### All Sites

Community Recycling Centre (CRC) materials - batteries, mobile phones, fluorescent lights, gas bottles, paint, smoke detectors, fire extinguishers, chemicals <20L, e-waste	D	N	Y	\$0.00	\$0.00	0.00%
Dead animals - small (cats, dogs, possums) each. In addition to waste load.	D	N	Y	\$20.00	\$21.00	5.00%
Dead animals - medium (dogs, sheep, calves, pigs) each. In addition to waste load.	D	N	Y	\$60.00	\$62.00	3.33%
Dead animals - large (cattle, horses) each. In addition to waste load.	D	N	Y	\$95.00	\$98.00	3.16%
Mattress (innerspring) each - any size. In addition to waste load.	D	N	Y	\$40.00	\$41.00	2.50%
Metal clean per tonne	D	N	Y	\$0.00	\$0.00	0.00%
Refrigerators, freezers, air-conditioning units (degassed units), per item	D	N	Y	\$0.00	\$0.00	0.00%
Refrigerators, freezers, air-conditioning units (not degassed), per item	D	N	Y	\$6.00	\$8.00	33.33%
Tyre - small (motorcycle, small car) per tyre - In addition to waste load	D	N	Y	\$17.00	\$18.00	5.88%
Tyre and rim - small (motorcycle, small car) per tyre - In addition to waste load	D	N	Y	\$22.00	\$23.00	4.55%
Tyre - medium (4x4, ute, large car, light truck, rubber tracks) per tyre - In addition to waste load	D	N	Y	\$32.00	\$33.00	3.13%
Tyre and rim - medium (4x4, ute, large car, light truck) per tyre - In addition to waste load	D	N	Y	\$38.00	\$39.00	2.63%
Tyre - large (heavy truck, 16", super single, tractor) per tyre - In addition to waste load	D	N	Y	\$97.00	\$100.00	3.09%
Tyre and rim - large (heavy truck, 16", super single, tractor) per tyre - In addition to waste load	D	N	Y	\$135.00	\$139.00	2.96%
Veterinary clinic small dead animal collection charge (per collection, up to 10 animals)	D	N	Y	\$100.00	\$110.00	10.00%

### General Charges

#### Forest Road Landfill

Recycling mixed (plastics, cardboard, glass, cans, paper) per tonne	D	N	Y	\$140.00	\$145.00	3.57%
Unsorted Waste, per tonne	D	N	Y	\$300.00	\$300.00	0.00%
Cardboard - clean, per tonne	D	N	Y	\$0.00	\$0.00	0.00%
Contamination removal fee per hour	D	N	Y	\$200.00	\$206.00	3.00%
Brick, tile and concrete mixed - clean (NO ceramic glazed tiles) per tonne	D	N	Y	\$20.00	\$21.00	5.00%

Name	Pricing Policy	CSO	GST	Year 25/26 Last YR Fee (incl. GST)	Year 26/27 Fee (incl. GST)	% Increase
<b>Forest Road Landfill</b> [continued]						
Greenwaste clean per tonne	D	N	Y	\$75.00	\$78.00	4.00%
Loading fee per hour	D	N	Y	\$212.00	\$220.00	3.77%
Skip bin storage area (50m2) hire per annum	D	N	Y	\$250.00	\$260.00	4.00%
Soil clean (uncontaminated) per tonne	D	N	Y	\$18.00	\$20.00	11.11%
Solar panels (all sizes) each. In addition to waste load.	D	N	Y	\$14.00	\$20.00	42.86%
Waste relocation charge incorrect disposal location on site (penalty charge for relocating waste to correct disposal location), each event	D	N	Y	\$440.00	\$455.00	3.41%
Weighbridge use (view scales only)	D	N	Y	\$12.00	\$13.00	8.33%
Weighbridge transaction reports (account holders only - per report)	D	N	Y	\$38.00	\$39.00	2.63%
Weighbridge docket reprint/re-issue	D	N	Y	\$10.00	\$10.00	0.00%
Weighbridge docket	D	N	Y	\$40.00	\$41.00	2.50%
Wood - pallets, timber, particle board (NO laminate or painted timber) per tonne	D	N	Y	\$75.00	\$77.00	2.67%
Confidential / special burial - handling charge - charged per hour (min 1 hour) + disposal fee	D	N	Y	\$220.00	\$225.00	2.27%
Used oil up to 40 litres	D	N	Y	\$0.00	\$0.00	0.00%

## Commerical Waste

### Forest Road Landfill

Commercial and industrial waste per tonne	D	N	Y	\$170.00	\$175.00	2.94%
Animal paunch (undigested grass)(no deliveries accepted after 2:30pm) per tonne	D	N	Y	\$120.00	\$124.00	3.33%
Asbestos (per tonne) - Waste disposal permit required - <a href="http://www.tamworth.nsw.gov.au/live/waste-and-recycling/waste-disposal-permits">www.tamworth.nsw.gov.au/live/waste-and-recycling/waste-disposal-permits</a> <a href="#">Click here for permit application.</a>	D	N	Y	\$230.00	\$235.00	2.17%
Brick, tile and concrete clean (NO ceramic glazed tiles) - bulk delivery	D	N	Y	Price on application		
Bulk delivery - dead animals	D	N	Y	Price on application		
DAF unit sludge/processed waste (no deliveries accepted after 2:30pm) per tonne	D	N	Y	\$338.00	\$350.00	3.55%
Fluorescent tubes (commercial quantity) per tonne	D	N	Y	\$152.00	\$155.00	1.97%
Hazardous waste cleaning and waste relocation charge	D	N	Y	Per case basis		
Metal per tonne	D	N	Y	\$0.00	\$0.00	0.00%
Non-compactible waste (e.g. wire, rainwater tanks, railway sleepers, power poles, steel structures, concrete slabs) per tonne	D	N	Y	\$400.00	\$415.00	3.75%
Offal, eggshells and dead chickens (no deliveries accepted after 2:30pm) per tonne	D	N	Y	\$338.00	\$350.00	3.55%
Other bulk deliveries not listed (prior arrangement required)	D	N	Y	Price on application.		
Polystyrene waste or cardboard mixed with polystyrene per tonne	D	N	Y	\$550.00	\$568.00	3.27%
Shredded tyres/rubber, conveyor belts per tonne	D	N	Y	\$200.00	\$206.00	3.00%
Bulk tyres, per tonne (prior arrangement required)	D	N	Y	\$250.00	\$258.00	3.20%

Name	Pricing Policy	CSO	GST	Year 25/26 Last YR Fee (incl. GST)	Year 26/27 Fee (incl. GST)	% Increase
------	----------------	-----	-----	------------------------------------	----------------------------	------------

### Forest Road Landfill [continued]

Soil - clean (uncontaminated) per tonne. Waste disposal permit required - <a href="https://www.tamworth.nsw.gov.au/live/waste-and-recycling/waste-disposal-permits">https://www.tamworth.nsw.gov.au/live/waste-and-recycling/waste-disposal-permits</a> <a href="#">Click here for permit application.</a>	D	N	Y	Price on application		
Soil - contaminated per tonne. Waste disposal permit required - <a href="https://www.tamworth.nsw.gov.au/live/waste-and-recycling/waste-disposal-permits">https://www.tamworth.nsw.gov.au/live/waste-and-recycling/waste-disposal-permits</a> <a href="#">Click here for permit application.</a>	D	N	Y	\$170.00	\$175.00	2.94%
Street sweeper spoil per tonne	D	N	Y	\$114.00	\$120.00	5.26%
Street sweeping - including disposal per hour	D	N	Y	Price on application.		

### Other Services

Additional bin delivery charge per bin (yellow bin, green bin)	D	N	N	\$83.00	\$86.00	3.61%
Replacement garbage bin – 240 Litre (second and subsequent occurrence, inc delivery) within a 12 month period	F	N	N	\$190.00	\$196.00	3.16%
Waste Wagon booking fee (bulky household waste collection) (pensioners and disability card holders 50% discount)	D	N	N	\$25.00	\$25.00	0.00%

### Sales

Cardboard clean and cardboard processing fee (delivered to SMRF)	D	N	Y	Price on application		
Coarse wood mulch per tonne - no commercial quantities	D	N	Y	\$82.00	\$85.00	3.66%
Compost - soil conditioner (blend of fines and mixed organic composted material) per tonne - no commercial quantities	D	N	Y	\$82.00	\$85.00	3.66%
Composted mulch per tonne - no commercial quantities	D	N	Y	\$58.00	\$60.00	3.45%
Crushed construction and demolition material (blended road base type material) less than 20 tonnes - per tonne	D	N	Y	\$26.00	\$26.00	0.00%
Crushed construction and demolition material (blended road base type material) greater than 20 tonnes - per tonne	D	N	Y	Price on application		

### Special Events

#### Service Charges

Collection and processing of recycling bin (per bin)	D	N	Y	\$18.00	\$19.00	5.56%
Collection and processing of general waste bin (per bin)	D	N	Y	\$14.00	\$15.00	7.14%
Bin not available for collection by contractor at end of event (stolen, vandalised etc.) per bin	D	N	Y	\$170.00	\$175.00	2.94%

#### Delivery Fees

Attunga (minimum order 5 bins, charged per blocks of 5 x 240L bins - exclude servicing costs)	D	N	Y	\$94.00	\$97.00	3.19%
Barraba (minimum order 5 bins, charged per blocks of 5 x 240L bins - exclude servicing costs)	D	N	Y	\$150.00	\$155.00	3.33%

Name	Pricing Policy	CSO	GST	Year 25/26 Last YR Fee (incl. GST)	Year 26/27 Fee (incl. GST)	% Increase
<b>Delivery Fees</b> [continued]						
Bendemeer (minimum order 5 bins, charged per blocks of 5 x 240L bins - exclude servicing costs)	D	N	Y	\$150.00	\$155.00	3.33%
Dungowan (minimum order 5 bins, charged per blocks of 5 x 240L bins - exclude servicing costs)	D	N	Y	\$150.00	\$155.00	3.33%
Duri (minimum order 5 bins, charged per blocks of 5 x 240L bins - exclude servicing costs)	D	N	Y	\$75.00	\$77.00	2.67%
Kootingal (minimum order 5 bins, charged per blocks of 5 x 240L bins - exclude servicing costs)	D	N	Y	\$75.00	\$77.00	2.67%
Manilla (minimum order 5 bins, charged per blocks of 5 x 240L bins - exclude servicing costs)	D	N	Y	\$75.00	\$77.00	2.67%
Moonbi (minimum order 5 bins, charged per blocks of 5 x 240L bins - exclude servicing costs)	D	N	Y	\$150.00	\$155.00	3.33%
Nundle (minimum order 5 bins, charged per blocks of 5 x 240L bins - exclude servicing costs)	D	N	Y	\$150.00	\$155.00	3.33%
Somerton (minimum order 5 bins, charged per blocks of 5 x 240L bins - exclude servicing costs)	D	N	Y	\$150.00	\$155.00	3.33%
Tamworth (minimum order 5 bins, charged per blocks of 5 x 240L bins - exclude servicing costs)	D	N	Y	\$75.00	\$77.00	2.67%

### Special Event Bin

#### Delivery Fees

Provision of Mobile Garbage Bin's (MGB): supply, installation and storage of MGBs to nominated special events - flat rate per request including both delivery and recovery of bins.

Name	Pricing Policy	CSO	GST	Year 25/26 Last YR Fee (incl. GST)	Year 26/27 Fee (incl. GST)	% Increase
------	----------------	-----	-----	------------------------------------	----------------------------	------------

## Water Services

### Water Management Plan

Water management plan fee – non-profit organisations	A	Y	N	\$105.00	\$108.00	2.86%
Water management plan fee – pensioners	A	Y	N	\$105.00	\$108.00	2.86%
Water management plan fee – other	F	N	N	\$217.00	\$224.00	3.23%

### Connections and Meters

Connection fee 20mm meter (remotely read) to existing standpipe. New, additional and larger than 20mm services all subject to quotation	F	N	N	\$412.00	\$425.00	3.16%
Fee for quote for new or upgraded water service	F	N	N	\$260.00	\$268.00	3.08%
Private meter installation	F	N	N	Price on application		
Supply and installation of a remotely read water meter where the customer has independent access to the meter data including the opportunity to set usage and leak alerts via a Customer Portal						
Meter test fee (20mm) test done by others (certified laboratory test)	F	N	N	\$251.00	\$259.00	3.19%
Fee will be refunded where meter is checked and found to be reading more than 4% over or under as per Australian Standard AS3565-1-1998 and 2004						
Meter test (20mm) test done by Council (uncertified field test)	F	N	N	\$50.00	\$52.00	4.00%
Fee will be refunded where meter is checked and found to be reading more than 4% over or under as per Australian Standard AS3565-1-1998 and 2004						
Meter test fee (greater than 20mm) (certified field test)	F	N	N	Quoted fee per service		
Dynamic hydrant flow /residual pressure test (multiple flow and pressure readings). Fee allows for use of one selected hydrant only for flow readings and one selected hydrant only for corresponding pressure readings	F	N	N	\$372.00	\$384.00	3.23%
Static hydrant flow/residual pressure test (one flow and pressure reading)	F	N	N	\$175.00	\$181.00	3.43%
Water meter covers – supply	F	N	Y	\$69.00	\$69.00	0.00%
Non compliant backflow inspection fee	F	N	N	\$401.00	\$414.00	3.24%

### Meter Reading

Water restriction device (installed and/or removed during office hours – 8:30am to 5pm)	F	N	N	\$213.00	\$220.00	3.29%
Water restriction device (installed and/or removed outside of office hours – 8:30am to 5pm)	F	N	N	\$284.00	\$293.00	3.17%
Council required to undertake work to gain access to a water meter including, but not limited to pruning vegetation or removing obstructions	F	N	N	\$94.00	\$97.00	3.19%

### Access to Public Standpipes

Water supply charges for Hydrants and Standpipes and Bulk Water Tower Charges by Kilolitre have been moved from the Statement of Revenue Policy to the Fees and Charges.

Metered hydrant standpipe provided by Council – rental bond (consumption and standpipe hire paid separately)	F	N	N	\$2,373.00	\$2,449.00	3.20%
Metered hydrant standpipe – hire per week (maximum hire period 12 weeks)	F	N	N	\$31.00	\$32.00	3.23%

Name	Pricing Policy	CSO	GST	Year 25/26 Last YR Fee (incl. GST)	Year 26/27 Fee (incl. GST)	% Increase
------	----------------	-----	-----	------------------------------------	----------------------------	------------

### Access to Public Standpipes [continued]

Water supply charges – hydrants and standpipes – per kilolitre	F	N	N	\$2.48	\$2.56	3.23%
Water supply charges – bulk water refill stations	F	N	N	\$3.23	\$3.33	3.10%

### Kingswood Water Supply Extension, Tamworth – Capital Works Contribution

Current Kingswood lots – refer plan KW0301.2 (see design section for plan ref 14807)	F	N	N	\$7,359.00	\$7,594.00	3.19%
Current lots in Goonoo Goonoo Road and Burgmans Lane – refer plan KW0301.2 (design section for plan ref 14807)	F	N	N	\$4,377.00	\$4,517.00	3.20%
Future Kingswood Lots – refer plan KW0301.2 (see design section for plan ref 14807)	F	N	N	\$8,740.00	\$9,020.00	3.20%

### Payments Per Lot Connected to Water Supply – Moore Creek, Upper Moore Creek Area

#### Bournes Lane to Maysteers Lane - Area A and B

Hills Plain development servicing plan Infrastructure	F	N	N	\$4,618.00	\$4,766.00	3.20%
Infrastructure in Area B	F	N	N	\$1,841.00	\$1,900.00	3.20%
Headworks charge (50% of Hills Plain Water development servicing plan contribution to Tamworth System)	F	N	N	\$1,784.00	\$1,841.00	3.20%

#### Maysteers Lane to Moore Creek East Pump Station - Area C

Hills Plain development servicing plan infrastructure	F	N	N	\$4,618.00	\$4,766.00	3.20%
Infrastructure in Area B	F	N	N	\$1,841.00	\$1,900.00	3.20%
Infrastructure along Moore Creek Road to Moore Creek East pump station	F	N	N	\$6,805.00	\$7,023.00	3.20%
Headworks charge (50% of Hills Plain water development servicing plan contribution to Tamworth system)	F	N	N	\$1,784.00	\$1,841.00	3.20%

#### Moore Creek East Intermediate Zone - Area D

Hills Plain development servicing plan infrastructure	F	N	N	\$4,618.00	\$4,766.00	3.20%
Infrastructure in Area B	F	N	N	\$1,841.00	\$1,900.00	3.20%
Infrastructure along Moore Creek Road to Moore Creek East pump station	F	N	N	\$6,805.00	\$7,023.00	3.20%
Infrastructure to supply intermediate zone	F	N	N	\$5,624.00	\$5,804.00	3.20%
Headworks charge (50% of Hills Plain water DSP contribution to Tamworth system)	F	N	N	\$1,784.00	\$1,841.00	3.20%

### Payments Per Lot Connected to Water Supply – Nundle Road

Nundle Road trunk water main (DN200) contribution	F	N	N	\$3,148.00	\$3,249.00	3.21%
Headworks charge (50% Tamworth water headworks)	F	N	N	\$2,429.00	\$2,507.00	3.21%

Name	Pricing Policy	CSO	GST	Year 25/26 Last YR Fee (incl. GST)	Year 26/27 Fee (incl. GST)	% Increase
------	----------------	-----	-----	------------------------------------	----------------------------	------------

## Year Round Care – East and South Tamworth

### Before School Care


Before school care per morning	A	N	N	\$24.00	\$24.50	2.08%
--------------------------------	---	---	---	---------	---------	-------

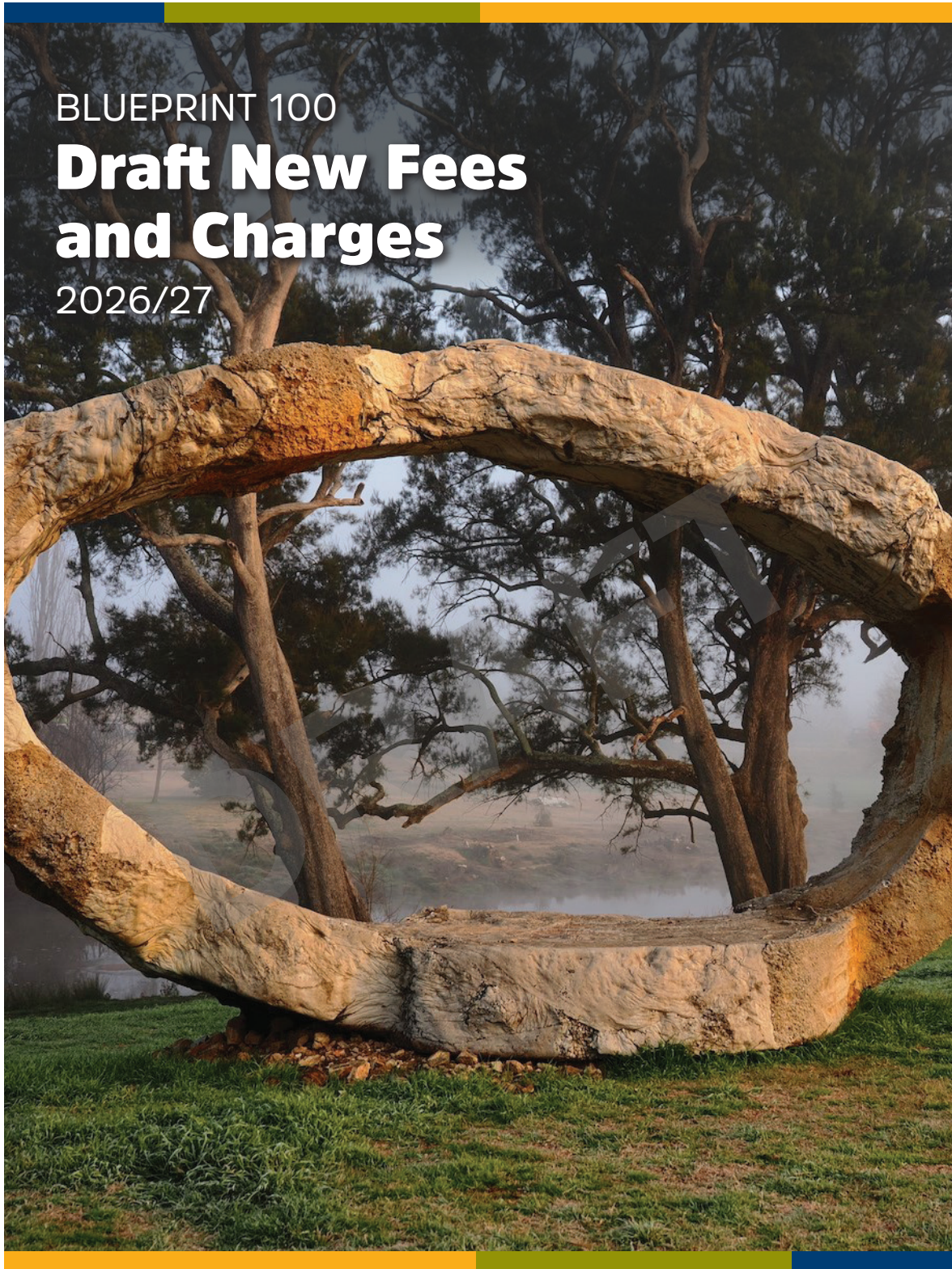
### After School Care

After school care per afternoon	A	N	N	\$24.00	\$24.50	2.08%
Late collection per occasion	A	N	N	\$0.00	\$25.00	∞

### Vacation Care

Vacation care per day	A	N	N	\$56.00	\$56.00	0.00%
Vacation care per half-day	A	N	N	\$34.00	\$35.00	2.94%
Late collection per occasion	A	N	N	\$0.00	\$25.00	∞





BLUEPRINT 100  
**Draft New Fees  
and Charges**  
2026/27



Document Set ID: 3153520  
Version: 1, Version Date: 11/03/2026

## ACKNOWLEDGEMENTS

Tamworth Regional Council acknowledges the people of the Kamilaroi/Gamilaroi/Gomeroi Nation as the Traditional Custodians of these lands. We recognise their continuing connection to this land and pay our respects to Elders past and present, we extend this respect to any Aboriginal people visiting our region.

We would also like to thank the thousands of residents that responded to our community engagement activities and provided us with open and robust feedback.

## FEEDBACK

If you have any further queries about the fees and charges or about the ongoing delivery of the Community Strategic Plan 2025-2035, please contact Council on (02) 6767 5555 or 1300 733 625 (within the Tamworth region) during office hours, or email [trc@tamworth.nsw.gov.au](mailto:trc@tamworth.nsw.gov.au)



The artwork on this page was created by Gomeroi artist Tess Reading. Her artwork was selected through an expression of interest where Aboriginal artists with a connection to the Kamilaroi/Gomeroi Nation were asked to create an artistic element for inclusion in Council's corporate brand.

Ms Reading describes her work as depicting the land and communities that spread across the Tamworth Regional Council footprint. Elements of the artwork will start to appear on Council's letterheads, business cards, signage and uniforms in 2025.

## Table Of Contents

<b>Tamworth Regional Council .....</b>	<b>5</b>
<b>Aquatic Facilities .....</b>	<b>5</b>
<b>General Fees and Charges .....</b>	<b>5</b>
Entry Charges - Single Entry .....	5
Village Pools .....	5
10 Entry Booklets .....	5
Village Pools .....	5
20 Entry Booklets .....	5
Village Pools .....	5
Facility and Lane Hire .....	5
Tamworth Pools .....	5
Village Pools .....	5
Full Season .....	5
Village Pools .....	5
Half Season .....	6
Village Pools .....	6
<b>Visitor Experience.....</b>	<b>7</b>
<b>Events.....</b>	<b>7</b>
Call Out & Electrical Fees.....	7
Infrastructure Hire.....	7
<b>Visitor Information Centre .....</b>	<b>7</b>
<b>Halls, Community Facilities and Meeting Rooms .....</b>	<b>8</b>
<b>Tamworth .....</b>	<b>8</b>
Community Centre .....	8
General Fees and Charges .....	8
<b>Library, Gallery and Museum.....</b>	<b>9</b>
<b>Powerstation Museum .....</b>	<b>9</b>
<b>Australian Country Music Hall of Fame .....</b>	<b>9</b>
<b>Northern Inland Centre Sporting Excellence (NICSE) .....</b>	<b>10</b>
<b>Tamworth Sports Dome.....</b>	<b>10</b>
<b>Planning, Building and Development .....</b>	<b>11</b>
<b>Development.....</b>	<b>11</b>
Preliminary Development Advice .....	11
<b>Building and Construction .....</b>	<b>11</b>
Commercial - Class 1b and 2 to 9 Buildings .....	11
Fire Safety Compliance .....	11
<b>Regulatory Inspections .....</b>	<b>12</b>
<b>Onsite Sewer Management System (OSSM).....</b>	<b>12</b>
<b>Roads, Drainage and Footpaths.....</b>	<b>13</b>
<b>Car Parking .....</b>	<b>13</b>
<b>Tamworth Country Music Festival (TCMF).....</b>	<b>14</b>
<b>Central Business District.....</b>	<b>14</b>
Peel Street (Footpath/Road).....	14
<b>Call Out &amp; Electrical Fees.....</b>	<b>14</b>
<b>Year Round Care – East and South Tamworth .....</b>	<b>15</b>
<b>After School Care .....</b>	<b>15</b>
<b>Vacation Care .....</b>	<b>15</b>

**Categories of pricing policies in respect of the advertised schedule of fees**

- A.** The price for this good/service is set to make a significant contribution towards the cost of providing the service. The remainder of the costs are met from general purpose income.
- B.** The price charges for this good/service is a statutory charge set by regulation.
- C.** The price for this service is set to make a minimal contribution to the annual operating and maintenance costs of the facility. The remainder of the costs are met from general purpose income.
- D.** The price for this service is set to make a contribution towards the cost of replacing the infrastructure assets utilised in the provision of the service.
- E.** The price for this good/service is set to make a nominal contribution towards the cost of providing the service. The remainder of the costs are met from general income including general purpose grants.
- F.** The price for this good/service is based on recovery of the full cost of providing the service.

**Community Service Obligation**

Community Service Obligation (CSO) refers to the level of councils' commitment to social objectives within its region. In order to maintain fair competition, it is important that these 'non-commercial' activities provided by local government businesses are identified and appropriately costed. Under National Competition Policy these activities are called community service obligations. National Competition Policy requires that the Commonwealth Government make annual 'competition payments' to the states and territories. The payments recognise that the economic growth brought about by competition reforms provide tangible financial dividends to the Commonwealth. In New South Wales these payments are not returned to Local Government. Therefore, it is important to:

- Clearly identify any community service obligations;
- Accurately measure the full cost of provision;
- Decide upon an appropriate funding mechanism; and
- Fully disclose community service obligations in policy statements, legislation and financial reporting.

The schedule of fees and charges identifies those charges that include a community service obligation. The services are listed in the tables included in this document under CSO.

Name	Pricing policy	CSO	GST	Year 26/27 Fee (incl. GST)	Comment
------	----------------	-----	-----	----------------------------	---------

## Tamworth Regional Council

### Aquatic Facilities

Concession fees will only apply on presentation of Government Issued Pension Cards' and Proof of Identification. For definition of price categories, refer to the Aquatic Management Plan.

[www.tamworth.nsw.gov.au/explore/aquatic-facilities/aquatic-management-plan](http://www.tamworth.nsw.gov.au/explore/aquatic-facilities/aquatic-management-plan)

### General Fees and Charges

#### Entry Charges - Single Entry

##### Village Pools

Spectators	A	Y	Y	\$4.00	
Adult	A	Y	Y	\$5.50	
Concession, student & children (3 to 18 years)	A	Y	Y	\$4.00	
Children (2 years and under)	A	Y	Y	\$0.00	
Disabled caregiver	A	Y	Y	\$0.00	

#### 10 Entry Booklets

##### Village Pools

Adult	A	Y	Y	\$49.50	
Concession & children (3 to 18 years)	A	Y	Y	\$36.00	

#### 20 Entry Booklets

##### Village Pools

Adult	A	Y	Y	\$93.50	
Concession & children (3 to 18 years)	A	Y	Y	\$68.00	

### Facility and Lane Hire

#### Tamworth Pools

Pool hire - whole pool (after hours) per hour (plus pool entry)	A	Y	Y	\$350.00	
---	---	---	---	----------	--

#### Village Pools

Lane hire per hour (plus pool entry)	A	Y	Y	\$32.00	
Lane hire (after hours) per hour (plus pool entry)	A	Y	Y	\$86.00	
Lane hire per lane, per month (plus pool entry)	A	Y	Y	\$160.00	
Pool hire - whole pool, per hour (plus pool entry)	A	Y	Y	\$250.00	
Pool hire - half pool, per hour (plus pool entry)	A	Y	Y	\$200.00	
Pool hire - whole pool (after hours) per hour (plus pool entry)	A	Y	Y	\$350.00	

### Full Season

#### Village Pools

Adult	A	Y	Y	\$205.00	
Concession & children (3 to 18 years)	A	Y	Y	\$155.00	
Family	A	Y	Y	\$385.00	

Name	Pricing policy	CSO	GST	Year 26/27 Fee (incl. GST)	Comment
------	----------------	-----	-----	----------------------------	---------

**Half Season**

**Village Pools**

Adult	A	Y	Y	\$127.00	
Concession & children (3 to 18 years)	A	Y	Y	\$100.00	
Family	A	Y	Y	\$215.00	

DRAFT

Name	Pricing policy	CSO	GST	Year 26/27 Fee (incl. GST)	Comment
------	----------------	-----	-----	----------------------------	---------

## Visitor Experience

### Events

#### Call Out & Electrical Fees

Test & tag (per cable)	F	N	Y	\$5.50	
------------------------	---	---	---	--------	--

#### Infrastructure Hire

Fitzroy Street plaza PA system access - per day	F	N	Y	\$33.00	
---	---	---	---	---------	--

### Visitor Information Centre

Museum entry fee (child)	C	Y	Y	\$4.00	
Museum entry fee (group 10+)	C	Y	Y	\$7.00	

DRAFT

Name	Pricing policy	CSO	GST	Year 26/27 Fee (incl. GST)	Comment
------	----------------	-----	-----	----------------------------	---------

## Halls, Community Facilities and Meeting Rooms

### Tamworth

#### Community Centre

##### General Fees and Charges

Fees and Charges are also applicable for the Lands Building.

Commercial performance event fee	F	N	Y	Base fee \$650 venue hire per session or 12% of gross box office less ticketing fees, whichever is greater – (includes production and operator); on case by case commercial and in-confidence arrangement	
----------------------------------	---	---	---	---	--

DRAFT

Name	Pricing policy	CSO	GST	Year 26/27 Fee (incl. GST)	Comment
------	----------------	-----	-----	----------------------------	---------

## Library, Gallery and Museum

### Powerstation Museum

Entry fee (child)	C	Y	Y	\$3.00	
Entry fee (group 10+)	C	Y	Y	\$4.00	

### Australian Country Music Hall of Fame

Museum entry fee (child)	C	N	Y	\$4.00	
Museum entry fee (group 10+)	C	N	Y	\$7.00	

DRAFT

Name	Pricing policy	CSO	GST	Year 26/27 Fee (incl. GST)	Comment
------	----------------	-----	-----	----------------------------	---------

### Northern Inland Centre Sporting Excellence (NICSE)

Tamworth Regional Council reserves the right to charge hirers/users for any costs associated with restoring a venue to its pre-booking state, if deemed necessary by staff.

### Tamworth Sports Dome

The Tamworth Sports Dome is managed and operated as a commercial activity of the Tamworth Regional Council.

Casual user - multi pass 10 visits	F	N	Y	\$45.00	
Casual user - multi pass 20 visits	F	N	Y	\$85.00	

DRAFT

Name	Pricing policy	CSO	GST	Year 26/27 Fee (incl. GST)	Comment
------	----------------	-----	-----	----------------------------	---------

## Planning, Building and Development

### Development

#### Preliminary Development Advice

State significant development applications – preliminary advice meeting	A	N	Y	\$750.00	
---	---	---	---	----------	--

### Building and Construction

Note: The cost is defined as the contract price or if there is no contract, the cost of the proposed building as determined by the Council.

#### Commercial - Class 1b and 2 to 9 Buildings

##### Fire Safety Compliance

Referral to NSW Fire Rescue – fire safety application fee	F	N	N	\$1000 per application that requires referral to NSW Fire Rescue	
Fire services review fee (Section 68) – e.g water main upgrades	F	N	N	\$250.00	

DRAFT

Name	Pricing policy	CSO	GST	Year 26/27 Fee (incl. GST)	Comment
------	----------------	-----	-----	----------------------------	---------

## Regulatory Inspections

### Onsite Sewer Management System (OSSM)

OSSM inspection request - required within 3 days	E	N	N	\$450.00	
OSSM inspection request - required within 14 days	E	N	N	\$350.00	
OSSM inspection request - over 14 days	E	N	N	\$175.00	

DRAFT

Name	Pricing policy	CSO	GST	Year 26/27 Fee (incl. GST)	Comment
------	----------------	-----	-----	----------------------------	---------

## Roads, Drainage and Footpaths

### Car Parking

Daily reservation of any parking bay in the Tamworth CBD (e.g. skip bins, construction related vehicles, temporary shipping containers)	A	N	Y	\$50 per parking space per day	
Daily reservation of a time restricted parking bay or off-street parking bay elsewhere in Tamworth urban area (e.g. skip bins, construction related vehicles, temporary shipping containers)	A	N	N	\$25 per parking space per day	

DRAFT

Name	Pricing policy	CSO	GST	Year 26/27 Fee (incl. GST)	Comment
------	----------------	-----	-----	----------------------------	---------

### Tamworth Country Music Festival (TCMF)

Festival Dates: Friday 15 January to Sunday 24 January 2027 - [www.tcmf.com.au](http://www.tcmf.com.au)

#### Central Business District

##### Peel Street (Footpath/Road)

Artisan (visitor or local) marquee supplied (per 3m site, maximum 9m)	A	N	Y	\$2,300.00	
---	---	---	---	------------	--

#### Call Out & Electrical Fees

Test & tag (per cable)	F	N	Y	\$5.50	
------------------------	---	---	---	--------	--

DRAFT

Name	Pricing policy	CSO	GST	Year 26/27 Fee (incl. GST)	Comment
------	----------------	-----	-----	----------------------------	---------

**Year Round Care – East and South Tamworth**


**After School Care**


Late collection per occasion	A	N	N	\$25.00	Introduction of late pickup fee for OOSH
------------------------------	---	---	---	---------	--

**Vacation Care**

Late collection per occasion	A	N	N	\$25.00	Introduction late collection fee for OOSH
------------------------------	---	---	---	---------	---

DRAFT





BLUEPRINT 100  
**Draft Discontinued  
Fees and Charges**  
2026/27



Document Set ID: 3153502  
Version: 2, Version Date: 17/03/2026

## ACKNOWLEDGEMENTS

Tamworth Regional Council acknowledges the people of the Kamilaroi/Gamilaroi/Gomeroi Nation as the Traditional Custodians of these lands. We recognise their continuing connection to this land and pay our respects to Elders past and present, we extend this respect to any Aboriginal people visiting our region.

We would also like to thank the thousands of residents that responded to our community engagement activities and provided us with open and robust feedback.

## FEEDBACK

If you have any further queries about the fees and charges or about the ongoing delivery of the Community Strategic Plan 2025-2035, please contact Council on (02) 6767 5555 or 1300 733 625 (within the Tamworth region) during office hours, or email [trc@tamworth.nsw.gov.au](mailto:trc@tamworth.nsw.gov.au)



The artwork on this page was created by Gomeroi artist Tess Reading. Her artwork was selected through an expression of interest where Aboriginal artists with a connection to the Kamilaroi/Gomeroi Nation were asked to create an artistic element for inclusion in Council's corporate brand.

Ms Reading describes her work as depicting the land and communities that spread across the Tamworth Regional Council footprint. Elements of the artwork will start to appear on Council's letterheads, business cards, signage and uniforms in 2025.

## Table Of Contents

<b>Tamworth Regional Council</b> .....	<b>5</b>
<b>Aquatic Facilities</b> .....	<b>5</b>
<b>General Fees and Charges</b> .....	<b>5</b>
Entry Charges - Single Entry .....	5
Tamworth Pools .....	5
10 Entry Booklets .....	5
Tamworth Pools .....	5
20 Entry Booklets .....	5
Tamworth Pools .....	5
Full Season .....	5
Tamworth Pools .....	5
Half Season .....	5
Tamworth Pools .....	5
<b>Barraba Hydrotherapy Pool - Winter Season</b> .....	<b>5</b>
<b>Aquatic Classes</b> .....	<b>6</b>
<b>Customer Service Centre</b> .....	<b>7</b>
<b>Design Plan Services - Plan Copying</b> .....	<b>7</b>
<b>Northern Inland Centre Sporting Excellence (NICSE)</b> .....	<b>8</b>
<b>Tamworth Sports Dome</b> .....	<b>8</b>
<b>Parks, Reserves and Recreation Facilities</b> .....	<b>9</b>
<b>Parks and Reserves</b> .....	<b>9</b>
<b>Planning, Building and Development</b> .....	<b>10</b>
<b>Development</b> .....	<b>10</b>
Development Applications .....	10
Bushfire Assessment .....	10
Modification of Development Consent .....	10
Modifications .....	10
<b>Conveyancing Certificates</b> .....	<b>10</b>
Drainage Diagrams .....	10
<b>Administration and Archive fees</b> .....	<b>10</b>
<b>Rates and Property Information</b> .....	<b>11</b>
<b>Roads, Drainage and Footpaths</b> .....	<b>12</b>
<b>Car Parking</b> .....	<b>12</b>
<b>Tamworth Country Music Festival (TCMF)</b> .....	<b>13</b>
<b>Itinerant Traders and Activities</b> .....	<b>13</b>
Commercial Traders .....	13
Area 3 .....	13
<b>Central Business District</b> .....	<b>13</b>
Peel Street (Footpath/Road) .....	13
<b>Waste Services</b> .....	<b>14</b>
<b>Domestic</b> .....	<b>14</b>
Forest Road Landfill .....	14
<b>Commerical Waste</b> .....	<b>14</b>
Plant and Equipment .....	14
<b>Other Services</b> .....	<b>14</b>
Resource Recovery Material Sales .....	14
Rural Sites (Barraba, Manilla & Nundle only) .....	14

**Categories of pricing policies in respect of the advertised schedule of fees**

- A.** The price for this good/service is set to make a significant contribution towards the cost of providing the service. The remainder of the costs are met from general purpose income.
- B.** The price charges for this good/service is a statutory charge set by regulation.
- C.** The price for this service is set to make a minimal contribution to the annual operating and maintenance costs of the facility. The remainder of the costs are met from general purpose income.
- D.** The price for this service is set to make a contribution towards the cost of replacing the infrastructure assets utilised in the provision of the service.
- E.** The price for this good/service is set to make a nominal contribution towards the cost of providing the service. The remainder of the costs are met from general income including general purpose grants.
- F.** The price for this good/service is based on recovery of the full cost of providing the service.

**Community Service Obligation**

Community Service Obligation (CSO) refers to the level of councils' commitment to social objectives within its region. In order to maintain fair competition, it is important that these 'non-commercial' activities provided by local government businesses are identified and appropriately costed. Under National Competition Policy these activities are called community service obligations. National Competition Policy requires that the Commonwealth Government make annual 'competition payments' to the states and territories. The payments recognise that the economic growth brought about by competition reforms provide tangible financial dividends to the Commonwealth. In New South Wales these payments are not returned to Local Government. Therefore, it is important to:

- Clearly identify any community service obligations;
- Accurately measure the full cost of provision;
- Decide upon an appropriate funding mechanism; and
- Fully disclose community service obligations in policy statements, legislation and financial reporting.

The schedule of fees and charges identifies those charges that include a community service obligation. The services are listed in the tables included in this document under CSO.

Name	Year 25/26 Last YR Fee (incl. GST)	Comment
------	---	---------

## Tamworth Regional Council

### Aquatic Facilities

#### General Fees and Charges

#### Entry Charges - Single Entry

##### Tamworth Pools

Concession	\$4.00	Fee has been rolled into the child 3-18 fee
Student	\$4.00	Fee has been rolled into the child 3-18 fee

#### 10 Entry Booklets

##### Tamworth Pools

Concession	\$36.00	Fee is being rolled into the child 3-18 fee
------------	---------	---

#### 20 Entry Booklets

##### Tamworth Pools

Concession	\$68.00	Fee is being rolled into the child 3-18 fee.
------------	---------	--

#### Full Season

##### Tamworth Pools

Concession	\$175.00	Restructure of fees - Fee is being rolled into the child 3-18 fee.
------------	----------	--

#### Half Season

##### Tamworth Pools

Concession	\$104.00	Restructure of fees - Fee is being rolled into the child 3-18 fee.
------------	----------	--

#### Barraba Hydrotherapy Pool - Winter Season

Adult	\$190.00	Restructure of fees - Fee has been rolled into the half season ticket fee.
Children (3 to 18 years)	\$155.00	Restructure of fees - Fee has been rolled into the half season ticket fee.
Concession	\$155.00	Restructure of fees - Fee has been rolled into the half season ticket fee.

Name	Year 25/26 Last YR Fee (incl. GST)	Comment
------	---	---------

**Barraba Hydrotherapy Pool - Winter Season** [continued]

Family	\$320.00	Restructure of fees - Fee has been rolled into the half season ticket fee.
--------	----------	--

**Aquatic Classes**

Child per 30 minute lesson/class	\$15.50	Aquatic classes are not offered by TRC at this time.
Adult per 30 minute lesson/class	\$17.00	Aquatic classes are not offered by TRC at this time.
Private lesson/class per 30 minutes	\$49.00	Aquatic classes are not offered by TRC at this time.

DRAFT

Name	Year 25/26 Last YR Fee (incl. GST)	Comment
------	---	---------

**Customer Service Centre**

**Design Plan Services - Plan Copying**

Construction plans (council's designs) – A1 (per sheet)	\$27.00	Not a service offered by the digitech team.
Construction plans (council's designs) – A3 (per sheet)	\$17.00	Not a service offered by the digitech team.
Reductions and enlargements	Price on application	Not a service offered by the digitech team.

DRAFT

Name	Year 25/26 Last YR Fee (incl. GST)	Comment
------	---	---------

**Northern Inland Centre Sporting Excellence (NICSE)**

**Tamworth Sports Dome**

Holiday program – per child per day	\$54.00	Holiday programs are no longer run by TRC - Fee no longer applicable.
Holiday program lunch packs – per child per day	\$11.50	Holiday programs are no longer run by TRC - Fee no longer applicable.

DRAFT

Name	Year 25/26 Last YR Fee (incl. GST)	Comment
------	---	---------

## Parks, Reserves and Recreation Facilities

### Parks and Reserves

Botanic Gardens - TAFE building (per hour)	\$35.00	Location is no longer available to be hired - No longer applicable.
--	---------	---

DRAFT

Name	Year 25/26 Last YR Fee (incl. GST)	Comment
------	---	---------

## Planning, Building and Development

### Development

#### Development Applications

##### Bushfire Assessment

Development application assessment fee including inspection fee - vegetation category 2	\$250.00	There were two charges, but this lesser charge was never utilised. The scale of assessment work between all category types is fundamentally the same.
---	----------	---

#### Modification of Development Consent

##### Modifications

Modifications relating to dwelling houses and ancillary buildings or structures (class 10 buildings and structures less than 55 sq m in area and Class 1 buildings and structures) (minimal environmental impact)	\$180.00 where the estimated cost is up to \$300,000 or \$335.00 where the estimated cost is more than \$300,000	This is a very old fee which has not been utilised since the introduction of the NSW Planning Portal environment.
---	--	---

### Conveyancing Certificates

#### Drainage Diagrams

Copy of existing plan	\$50.00	Never used, is considered a duplicate to other admin fees.
-----------------------	---------	--

#### Administration and Archive fees

Scanning fee (applied where electronic copy of application documents not supplied by applicant)	A3/A4 - \$3.00 per page	Never used, is considered a duplicate to other admin fees.
---	-------------------------	--

Name	Year 25/26 Last YR Fee (incl. GST)	Comment
------	---	---------

### Rates and Property Information

Agent access to water consumption portal (monthly)	\$100.00	No longer going to be charged as we want to encourage agents to sign up and manage water usage
--	----------	--

DRAFT

Name	Year 25/26 Last YR Fee (incl. GST)	Comment
------	---	---------

## Roads, Drainage and Footpaths

### Car Parking

Monthly ticket	\$62.40	Restructure of fees - No longer required - new fees created.
On/off street parking (per day) – in bays so marked	\$3.00	Restructure of fees - No longer required - new fees created.
On/off street parking (per day) authorised unmetered restricted	\$17.35	Restructure of fees - No longer required - new fees created.

DRAFT

Name	Year 25/26 Last YR Fee (incl. GST)	Comment
------	---	---------

## Tamworth Country Music Festival (TCMF)

### Itinerant Traders and Activities

#### Commercial Traders

##### Area 3

Visitor trading fee – site only (per 3m site)	\$1,600.00	No longer applicable - Area 3 no longer exists
Local trading fee - site only (per 3m site)	\$1,500.00	No longer applicable - Area 3 no longer exists

### Central Business District

#### Peel Street (Footpath/Road)

Charitable organisation – single day - site only (per 3m site)	\$60.00	No longer accepting stalls that want to attend less than the full 10 days of festival.
--	---------	--

DRAFT

Name	Year 25/26 Last YR Fee (incl. GST)	Comment
------	---	---------

## Waste Services

### Domestic

#### Forest Road Landfill

Fibreglass insulation per tonne	\$180.00	No longer required - incorporated into mixed load fee.
---------------------------------	----------	--

### Commerical Waste

#### Plant and Equipment


Field sampling service waste material per hour	\$179.00	Not a waste product.
Landfilled waste - laboratory testing service (NATA Accredited)	Price on application	Not a waste product.
Waste characterisation assessment charge (minimum charge \$150 per site visit)	Price on application	Not a service TRC offers.

### Other Services

#### Resource Recovery Material Sales

##### Rural Sites (Barraba, Manilla & Nundle only)

Compost - Soil Conditioner (blend of finds and mixed organic composted material) per cubic metre (trial pricing only) - no commercial quantities	\$50.00	This was the trial price - not an ongoing fee at the moment.
--	---------	--



## Instrument Under Section 508A of the Local Government Act 1993

### Special Variation for Tamworth Regional Council for 2024-25 to 2025-26

13 May 2024

This instrument is made by the Independent Pricing and Regulatory Tribunal (**IPART**) as delegate for the Minister administering the *Local Government Act 1993 (Act)* (delegation of 6 September 2010).

IPART determines under section 508A of the Act that:

1. The percentage by which Tamworth Regional Council (**Council**) may increase its general income for the period from Year 2024-25 to Year 2025-26 (inclusive) is 36.3%, consisting of annual increases as set out in the table below:

Year	Annual increase in general income	Cumulative increase in general income
Year 2024-25	18.5%	18.5%
Year 2025-26	15.0%	36.3%

[Note: The Council is required to reduce its income in accordance with the conditions of any previous special variation instrument before it increases its general income in accordance with clause 1.]

2. The percentage increase set out in clause 1 is subject to the following conditions:
  - a. The Council use the Additional Income for the purpose of funding the Proposed Program.
  - b. The Council report in its annual report for each Year from Year 2024-25 to Year 2030-31 (inclusive):
    - i. the program of expenditure that was actually funded by the Additional Income, and any differences between this program and the Proposed Program;
    - ii. any significant differences between the Council's actual revenues, expenses and operating balance and the projected revenues, expenses and operating balance as outlined in its Long-Term Financial Plan, and the reasons for those differences;
    - iii. the outcomes achieved as a result of the Additional Income;
    - iv. whether or not the Council has implemented the Productivity Improvements, and
      - (1) if so, the annual savings achieved through these measures, and what these equate to as a proportion of the Council's total annual expenditure; and
      - (2) if not, the rationale for not implementing them; and
    - v. any other productivity and cost containment measures the Council has in place, the annual savings achieved through these measures, and what these savings equate to as a proportion of the Council's total annual expenditure.

IPART acknowledges the Traditional Custodians of the lands where we work and live. We pay respect to Elders both past and present. We recognise the unique cultural and spiritual relationship and celebrate the contributions of First Nations peoples.

3. In this instrument:
- a. **Additional Income** means:
    - i the additional general income raised in accordance with clause 1, less
    - ii the additional general income that would otherwise have been available to the Council under section 506 of the Act.
  - b. **Long-Term Financial Plan** means the long-term financial plan of the Council summarised in Appendix B of the Report.
  - c. **Productivity Improvements** means the productivity improvements and cost containment strategies summarised in Appendix B of the Report.
  - d. **Proposed Program** means the proposed program of expenditure set out in Appendix B of the Report.
  - e. **Report** means IPART's report entitled 'Tamworth Regional Council Special Variation Application 2024-25 – Final Report'.
  - f. **Year** means the period from 1 July to the following 30 June.

13/05/2024

X



Signed by: carmel.donnelly@ipart.nsw.gov.au

**Carmel Donnelly PSM****Chair**

On behalf of the Independent Pricing and Regulatory Tribunal  
As delegate for the Minister administering the *Local Government Act 1993*

Instant Insights Report

# Tennis September 2025

From 11 September 2025 - 22 September 2025

Mention Streams:

tennis,Tamworth,Capital of Country



- Print
- Online
- TV
- Radio
- Magazine
- Influencer Social
- Podcast




From 11 September 2025 - 22 September 2025

Print Online TV Radio Magazine Influencer Social Podcast

### Key Insights

#### Coverage by Media Type

The volume breakdown by Media Type was:



#### Share of Voice

The Share of Voice between the analysed Mention Streams was as follows:



#### Leading Media Outlets

Top Print, Online, TV, Radio sources and programs ranked by volume of mentions.



#### Sentiment

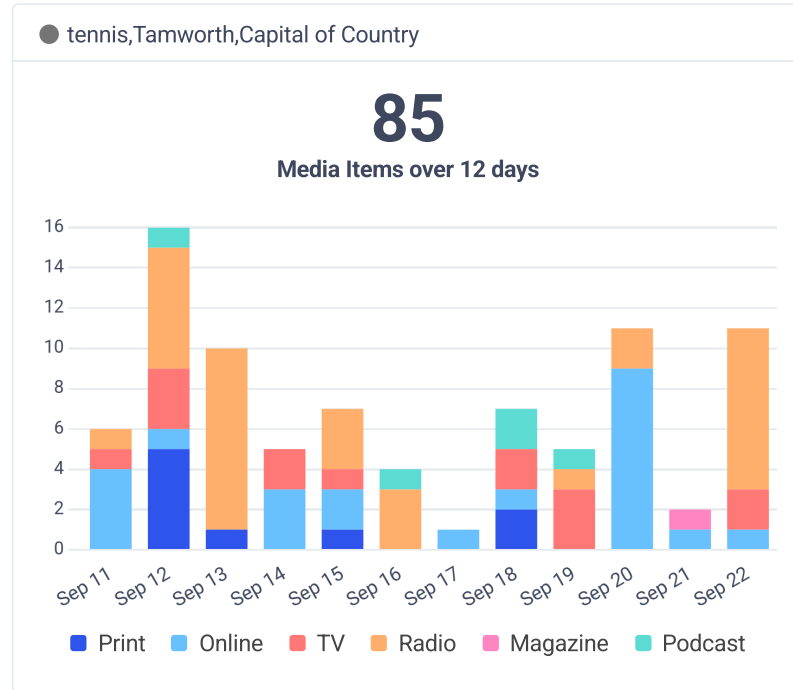
Percentage of positive, trending positive, balanced, trending negative and negative coverage as rated by a third party.



### Coverage Volume Timeline

From 11 September 2025 - 22 September 2025

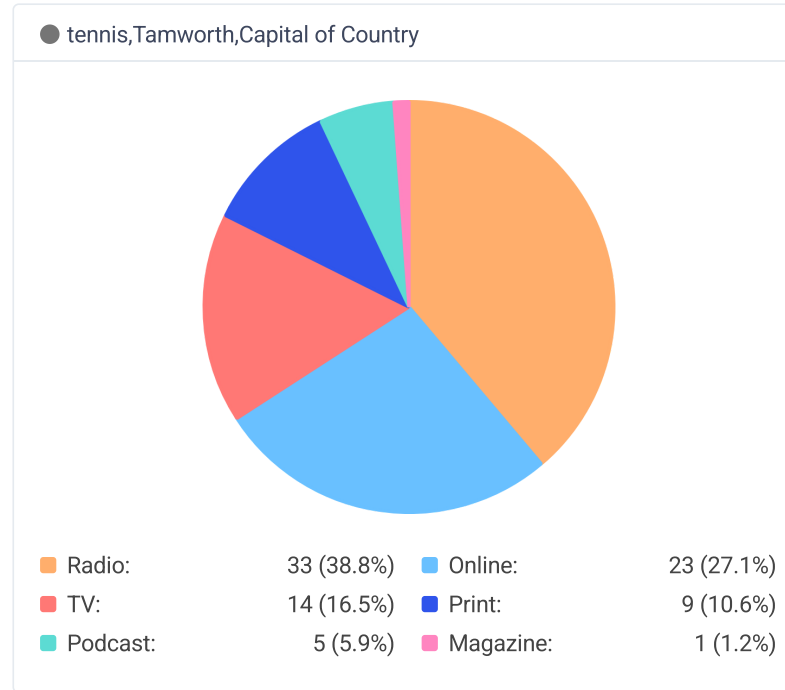
A breakdown of mentions by media type displayed over the selected coverage period.



### Coverage by Media Type

From 11 September 2025 - 22 September 2025

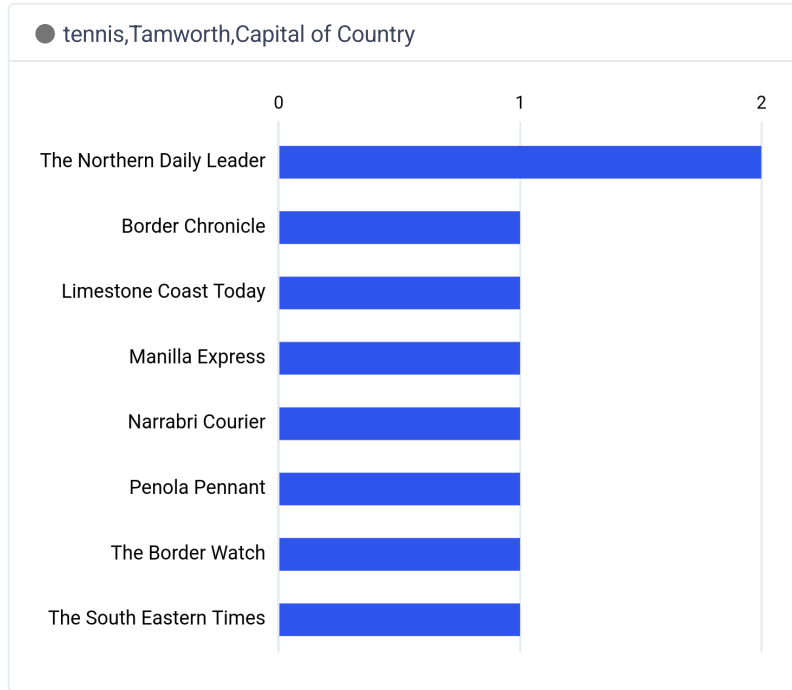
Total mentions by media type over the selected coverage period.



### Leading Print Sources

From 11 September 2025 - 22 September 2025

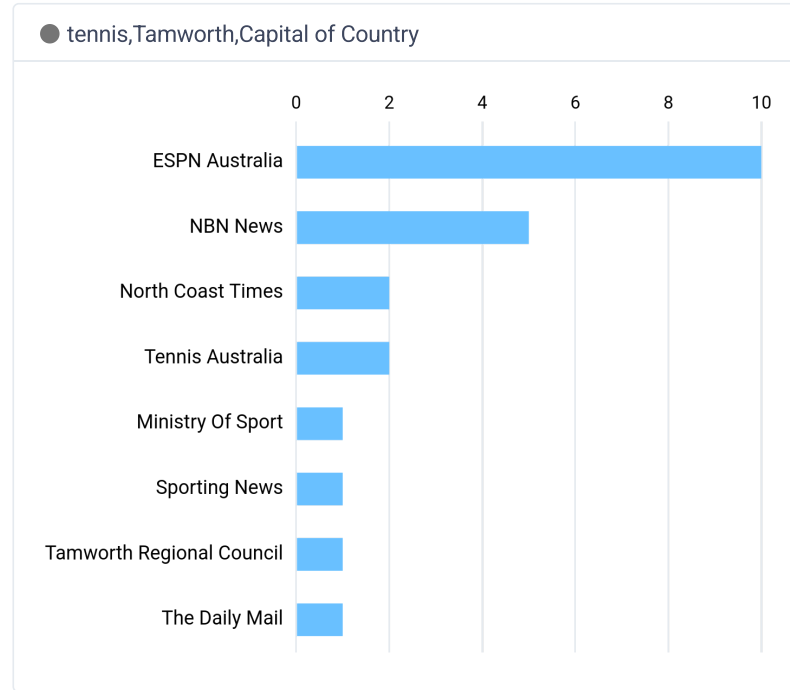
Top 10 Print sources ranked by volume of mentions.



### Leading Online Sources

From 11 September 2025 - 22 September 2025

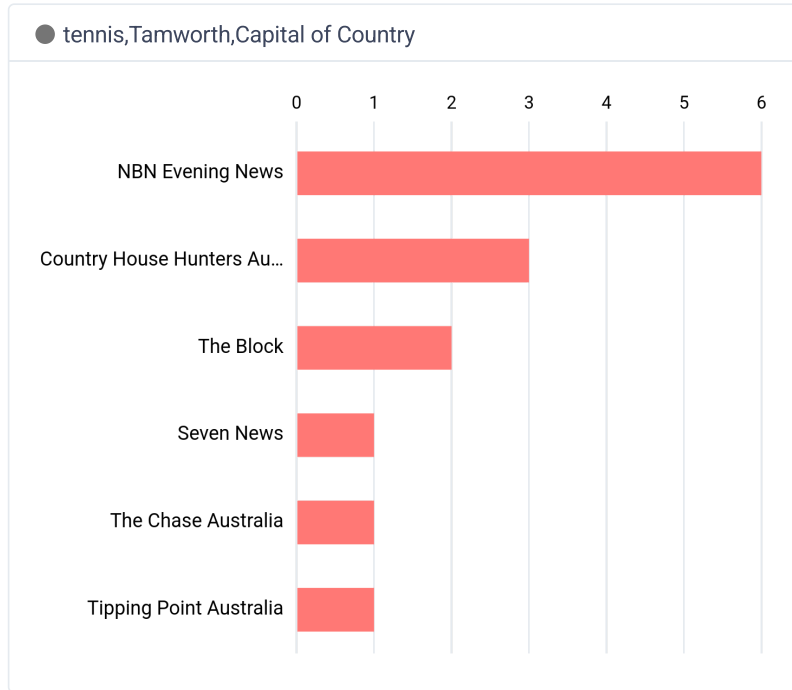
Top 10 Online sources ranked by volume of mentions.



### Leading TV Programs

From 11 September 2025 - 22 September 2025

Top 10 TV programs ranked by volume of mentions.



### Themes

From 11 September 2025 - 22 September 2025

The most frequently mentioned keywords found within the Mention Stream. Font size indicates the frequency of the keyword by volume.



2026 Capital of Country International Tennis PR results

Announcement: Media Opportunity 11/08/25

[Tamworth to host international tennis tour next month – NBN News](#)



**"YOU'LL BE IMPRESSED"** Organisers spruiking talent ahead of big tournament

## Huge tennis event to be held in town

Zac Lowe

"I HAVE never seen a facility this good in regional Australia."

That's a bold statement. But coming from the likes of Australian tennis legend, John Fitzgerald, it carries some weight.

And it bodes well for the Capital of Country International, a new tennis event which will be held in Tamworth next month.

Fitzgerald, along with Tennis NSW CEO Darren Simpson, Tamworth Regional Council mayor Russell Webb, and North West Tennis Academy owner and operator Farrod Campbell, addressed local media from The Courts at East this afternoon to announce the event.

Standing in front of the freshly-renovated hard courts, the nine-time grand slam doubles winner and two-time Davis Cup champion sang the facility's praises and told locals to expect high-quality tennis.

"I'm actually staggered that there can actually be a facility this good in my sport, which I care deeply about, in regional Australia. So well done to everybody, well done to council," Mr Fitzgerald, representing Tennis Australia, said.

"The mission statement is to prosper the game of tennis. Part of that is to give opportunities to young players to get better and compete in an area that gives them a launching pad into the world game."

"You're going to see some good players

**I'm actually staggered that there can actually be a facility this good in my sport, which I care deeply about, in regional Australia. So well done to everybody, well done to council... The mission statement is to prosper the game of tennis. Part of that is to give opportunities to young players to get better and compete in an area that gives them a launching pad into the world game.**

John Fitzgerald

here ... I've seen them play, you'll be impressed."

The event is comprised of two consecutive Men's ITF World Tennis Tour Tournaments, which will run over two weeks starting from Sunday, September 7.



John Fitzgerald spoke passionately about the quality of the new Tamworth facility and the importance of big competitions coming to regional towns. Picture by Peter Hardin.

Entry to the event is free, and the local anticipation is high according to Mr Campbell. "Right now, the excitement with the kids and their parents around this event is off the charts," he said.

"This is not just for tennis-lovers. Anyone who loves sport, who wants to see high-level

sport in a regional town in NSW, we really encourage you to come along because you'll be surprised at the level you see."

Holding the tournaments in Tamworth, Mr Simpson said, was part of a greater initiative from Tennis NSW to invest more in the game regionally.

"It's been a long time in the making," he said.

"The venue in particular has gone through comprehensive upgrades to now have these nine Plexicushion ITF-standard courts, which are the standard that we can have to bring international tennis back into town."

"As soon as those courts are ready and the venue is now ready to go, we've been true to our word to bring back this top level of tennis."

With over \$60,000 in prize money available, council expects the tournaments to bring in some of the elite Australian up-and-coming players along with strong crowds.

Mr Webb expects "many hundreds of thousands of dollars" to flow into town during the course of the fortnight, and said "one will hope" that the event returns to Tamworth in future years.

"That will be a conversation we'll be having with Tennis NSW," he said.

"Bringing the inaugural Capital of Country to Tamworth is just going to put us on the map, and I daresay there'll be many events in the future that will come here off the back of this particular event."

## Tamworth to host inaugural Australian Pro Tour tennis event

 by New England Times News Desk  
2 days ago

 Facebook  X



L-R: Coordinator Visitor Economy at Tamworth Regional Council Linda Bridges, Tamworth Region Mayor Russell Webb, John Fitzgerald, Tennis NSW CEO Darren Simpson, North West Tennis Academy Director James Campbell.

Tamworth is set to serve up top-class tennis this September, with the city to host its first-ever Australian Pro Tour event – the Capital of Country International.

Australian tennis legend John Fitzgerald was in Tamworth to launch the new event alongside Tamworth Regional Council Mayor Russell Webb and Tennis NSW CEO Darren Simpson.

Running over two weeks from Sunday 7 September to Sunday 21 September, the event will feature back-to-back Men's 25 ITF World Tennis Tour tournaments, held at the newly redeveloped Courts at the East venue.

The revamped venue features International Tennis Federation (ITF) standard cushioned acrylic hard courts and premium facilities, bringing international tennis to the heart of regional NSW.

Capital of Country Tournament: 7/9/25- 21/9/25

[Capital of Country International: Stars light up court after rain halts play – NBN News](#)

[Main draw matches begin at Capital of Country International – NBN News](#)

[Week 2 of Tamworth Pro Tennis Tour underway – NBN News](#)

[Pro Tennis Tour reaches business end – NBN News](#)

[Dane Sweeny takes Country Capital Tennis Tournament crown – NBN News](#)



Updated

## Runs in the family: Lleyton Hewitt's son hits the court in Tamworth

By Emma Downey  
 Updated September 11 2025 - 6:54am, first published September 10 2025 - 12:05pm

The Capital of Country International tournament, underway this week at the redeveloped Courts @ East, is a fitting christening for the new venue, complete with rain.

The on-court action has drawn steady crowds with many keen to catch a glimpse of Cruz Hewitt, 16, son of Australia's former world No.1 player, Lleyton Hewitt.



Official Launch Event: 18/09/25